



AGENDA

Meeting of the Connect Transit Board of Trustees

August 23, 2016

4:30 P.M.

Board Room
Connect Transit Operations Facility
351 Wylie Drive, Normal, IL 61761

- A. Call to Order
- B. Roll Call
- C. Public Comments
- D. Consent Agenda
 - 1. Approval of Minutes of Previous Meeting of July 26, 2016
 - 2. Disbursements for Month of July, 2016
 - 3. Financial Report for Month of July, 2016
 - 4. Capital and Self Insurance Reserve Fund Balances for month of July, 2016
 - 5. Monthly Statistical Report for month of June, 2016
- E. Old Business
- F. New Business
 - 1. Presentation – Syncromatics – Martin Glaze
 - 2. Recommendation for the Construction of Bus Pads, RFP 16-13
- G. General Manager's Report
- H. Trustee's Comments
- I. Executive Session – ILCS 120/2(c)(1) – Personnel Matters
- J. Adjournment



July 2016

Financial and Statistical Reports



Connect Transit
Cash Disbursement Report
July 2016

Name	Check Number	Date	Amount	Description
A.T.U. - C.O.P.E.	00036727	08-Jul-16	\$149.16	Payroll Deduction
Ace-Hi Glass Co.	00036766	15-Jul-16	\$65.00	Glass
Adam Rahn	00036694	01-Jul-16	\$500.00	Media Promotions
Advance Auto Parts	00036796	22-Jul-16	\$12.27	Maintenance Supplies
Advocate Occupational Health	00036797	22-Jul-16	\$93.00	Drug Testing
Airgas USA, LLC	00036695	01-Jul-16	\$129.48	Welding Supplies
Airgas USA, LLC	00036798	22-Jul-16	\$148.40	Welding Supplies
Airgas USA, LLC	00036830	29-Jul-16	\$73.06	Welding Supplies
Amalgamated Transit Union Local 752	00036728	08-Jul-16	\$5,548.80	Payroll Deduction
American Public Transportation Assoc.	00036799	22-Jul-16	\$20,304.00	APTA Dues
Ancel, Glink, Diamond, Bush, DiCianni & Andrew Johnson	00036831	29-Jul-16	\$250.00	Legal Service
Andrew Johnson	00036729	08-Jul-16	\$500.00	Car Allowance
Assurance Agency, Ltd.	00036800	22-Jul-16	\$27,904.00	Insurance
BarcodesInc	00036832	29-Jul-16	\$3,012.54	Maintenance Equipment
Barker Motor Co.	00036696	01-Jul-16	\$885.00	Bus Parts
Barker Motor Co.	00036730	08-Jul-16	\$216.86	Bus Parts
Barker Motor Co.	00036767	15-Jul-16	\$60.94	Bus Parts
Barker Motor Co.	00036833	29-Jul-16	\$1,009.28	Bus Parts
Bill's Key and Lock	00036697	01-Jul-16	\$91.51	Locks & Keys
Bill's Key and Lock	00036731	08-Jul-16	\$53.06	Locks & Keys
BlueLine Rental	00036732	08-Jul-16	\$637.50	Lease & Rental
Brink's Incorporated	00036768	15-Jul-16	\$87.99	Armored Car
Brink's Incorporated	00036801	22-Jul-16	\$39.17	Armored Car
Central Illinois Trucks Inc.	00036733	08-Jul-16	\$567.21	Bus Parts
Central Illinois Trucks Inc.	00036834	29-Jul-16	\$85.52	Bus Parts
CIRBN, LLC	00036802	22-Jul-16	\$347.84	Internet
City of Bloomington	00036698	01-Jul-16	\$519.96	Utilities
City of Bloomington	00036803	22-Jul-16	\$201.59	Utilities
Clark Baird Smith, LLP	00036804	22-Jul-16	\$78.75	Legal Service
Comcast Spotlight	00036835	29-Jul-16	\$409.85	Internet
Commerce Bank HSA	00036699	01-Jul-16	\$16,984.00	HSA Funding
Commerce Bank HSA	00036734	08-Jul-16	\$6,918.00	HSA Funding
Commerce Bank HSA	00036791	15-Jul-16	\$18,222.00	HSA Funding
Commerce Bank HSA	00036836	29-Jul-16	\$13,816.00	HSA Funding
Corn Belt Energy Corp.	00036805	22-Jul-16	\$4,133.37	Utilities
Cummins Crosspoint	00036700	01-Jul-16	\$218.45	Bus Parts
Cummins Crosspoint	00036735	08-Jul-16	\$34.24	Bus Parts
Cummins Crosspoint	00036769	15-Jul-16	\$83.88	Bus Parts
Cummins Crosspoint	00036837	29-Jul-16	\$5,812.97	Bus Parts
Daniel Gensel	00036838	29-Jul-16	\$103.99	Uniform Reimbursement
Dennis Hammel	00036701	01-Jul-16	\$115.18	Travel Reimbursement
Dish Network	00036806	22-Jul-16	\$144.06	Television Service
DNDC of Illinois	00036770	15-Jul-16	\$1,750.00	Telephone Licenses
Epiphany Farms Hospitality Group	00036771	15-Jul-16	\$2,266.35	Business After Hours
Evergreen FS	00036702	01-Jul-16	\$34,446.58	Fuel
Evergreen FS	00036772	15-Jul-16	\$23,068.91	Fuel
Evergreen FS	00036839	29-Jul-16	\$9,875.02	Fuel
Every USB	00036840	29-Jul-16	\$3,990.00	Promotions
Fastenal Company	00036736	08-Jul-16	\$16.77	Bus Parts
Fastenal Company	00036807	22-Jul-16	\$37.91	Bus Parts



**Connect Transit
Cash Disbursement Report
July 2016**

Name	Check Number	Date	Amount	Description
Fasteners Etc.	00036703	01-Jul-16	\$137.02	Maintenance Supplies
Fasteners Etc.	00036841	29-Jul-16	\$296.29	Maintenance Supplies
Fleet-Net Corporation	00036737	08-Jul-16	\$1,405.00	Software & Tech Support
Frontier	00036808	22-Jul-16	\$1,037.65	Telephone
G&K Services	00036773	15-Jul-16	\$316.00	Cleaning Uniforms & Rugs
Gabe Goldsmith	00036704	01-Jul-16	\$63.56	Travel Reimbursement
Gabe Goldsmith	00036842	29-Jul-16	\$64.80	Travel Reimbursement
Gatekeeper Systems, INC.	00036774	15-Jul-16	\$1,123.96	Bus Parts
Gateway Industrial Power, Inc.	00036738	08-Jul-16	\$211.26	Bus Parts
Genfare	00036739	08-Jul-16	\$17,150.00	Fare Box Hardware and Software
Genfare	00036740	08-Jul-16	\$8,496.50	Fare Box Hardware and Software
Gillig LLC	00036705	01-Jul-16	\$152.39	Bus Parts
Gillig LLC	00036775	15-Jul-16	\$375.00	Bus Parts
Gillig LLC	00036809	22-Jul-16	\$981.14	Bus Parts
Global Equipment Company	00036706	01-Jul-16	\$329.15	Garage Supplies
GPS Lockbox	00036707	01-Jul-16	\$1,120.00	Garage Maintenance Equipment
Great Plains Media	00036810	22-Jul-16	\$1,300.00	Radio Advertising
Health Alliance Medical Plans	00036811	22-Jul-16	\$100,252.00	Insurance
Heartland Community College	00036792	20-Jul-16	\$10,104.81	Other Contract Fares Refund
Heller Ford	00036708	01-Jul-16	\$1,166.80	Bus Parts
Heller Ford	00036741	08-Jul-16	\$823.12	Bus Parts
Henson Disposal	00036742	08-Jul-16	\$202.50	Garage Overhead
Heritage Machine & Welding, Inc.	00036709	01-Jul-16	\$170.12	Bus Parts
Heritage Machine & Welding, Inc.	00036843	29-Jul-16	\$109.65	Bus Parts
ICMA- Retirement Trust 457	ACH	07-Jul-16	\$25,401.59	Payroll Deduction
ICMA- Retirement Trust 457	ACH	19-Jul-16	\$2,034.31	Payroll Deduction
ICMA- Retirement Trust 457	ACH	21-Jul-16	\$22,008.17	Payroll Deduction
Idaho Child Support Receipting	00036743	08-Jul-16	\$95.00	Payroll Deduction
Idaho Child Support Receipting	00036812	22-Jul-16	\$95.00	Payroll Deduction
Illini Supply, Inc	00036744	08-Jul-16	\$320.90	Office Equipment
Illinois Cooperative Association	00036813	22-Jul-16	\$1,989.00	radio Maintenance
Illinois Department of Revenue	00036745	08-Jul-16	\$8,144.22	Payroll Deduction
Illinois Department of Revenue	00036814	22-Jul-16	\$8,887.75	Payroll Deduction
Illinois Dept Of Unemployment	ACH	19-Jul-16	\$1,785.98	Unemployment Tax
Illinois State Disbursement Unit	00036746	08-Jul-16	\$1,250.24	Payroll Deduction
Illinois State Disbursement Unit	00036815	22-Jul-16	\$1,234.06	Payroll Deduction
IWIN	00036778	15-Jul-16	\$1,323.00	Employee Physicals
James Riordan	00036747	08-Jul-16	\$175.00	Tool Reimbursement
Jason Garmon	00036710	01-Jul-16	\$432.67	Tool Reimbursement
Jeff Douglas	00036711	01-Jul-16	\$107.89	Travel Reimbursement
Jerry King	00036844	29-Jul-16	\$50.00	Travel Reimbursement
John A. Dash & Associates, Inc.	00036712	01-Jul-16	\$200.00	Dues & Subscriptions
Judd Fink	00036748	08-Jul-16	\$174.44	Travel Reimbursement
Kyle Boehm	00036713	01-Jul-16	\$21.60	Travel Reimbursement
LifeCIL	00036816	22-Jul-16	\$6,874.42	Consulting
McLean County Chamber of Commerce	00036845	29-Jul-16	\$400.00	Travel & Meetings
Michelin North America, Inc	00036749	08-Jul-16	\$6,367.59	Tires
Miller Janitor Supply	00036714	01-Jul-16	\$89.90	Maintenance Supplies
Miller Janitor Supply	00036750	08-Jul-16	\$373.77	Maintenance Supplies
Miller Janitor Supply	00036779	15-Jul-16	\$96.06	Maintenance Supplies



**Connect Transit
Cash Disbursement Report
July 2016**

Name	Check Number	Date	Amount	Description
Minerva Promotions	00036780	15-Jul-16	\$393.00	Uniforms
Minerva Promotions	00036817	22-Jul-16	\$3,279.00	Uniforms
Morris Avenue Garage	00036715	01-Jul-16	\$25.00	Inspections
Motion Industries, Inc.	00036781	15-Jul-16	\$465.58	Bus Parts
Motion Industries, Inc.	00036846	29-Jul-16	\$57.25	Bus Parts
Mutual of Omaha	00036716	01-Jul-16	\$12,091.21	Life, AD&D, STD & LTD
Napa Auto Parts	00036751	08-Jul-16	\$74.60	Bus Parts
Napa Auto Parts	00036782	15-Jul-16	\$494.93	Bus Parts
Napa Auto Parts	00036818	22-Jul-16	\$193.51	Bus Parts
Napa Auto Parts	00036847	29-Jul-16	\$40.70	Bus Parts
Nelson Nygaard	00036819	22-Jul-16	\$454.00	Consulting
Neuhoff Media	00036783	15-Jul-16	\$1,350.00	Media Promotions
Nicor Gas	00036848	29-Jul-16	\$127.83	Utilities
North American Bus Industries	00036717	01-Jul-16	\$111.04	Bus Parts
Oberlander Alarm Systems, Inc.	00036820	22-Jul-16	\$207.00	Security Alarm Service Fee
Oklahoma Centralized Support Registry	00036752	08-Jul-16	\$23.07	Payroll Deduction
Oklahoma Centralized Support Registry	00036821	22-Jul-16	\$23.07	Payroll Deduction
Orkin Pest Control	00036718	01-Jul-16	\$547.04	Pest Control
Pantagraph	00036753	08-Jul-16	\$374.13	Advertising- Employment
Payroll	ACH	07-Jul-16	\$163,900.96	
Payroll	ACH	07-Jul-16	\$186,045.16	
Petty Cash	00036754	08-Jul-16	\$47.38	Reimbursement
Ricoh	00036784	15-Jul-16	\$389.30	Copier
Ricoh	00036822	22-Jul-16	\$501.00	Copier
Ricoh USA, INC	00036755	08-Jul-16	\$341.27	Copier
Rilco, Inc.	00036823	22-Jul-16	\$150.00	Oil, Antifreeze
Safetylane Equipment Corp.	00036785	15-Jul-16	\$2,624.00	Bus Parts
Sam Leman	00036756	08-Jul-16	\$633.10	Outside Repair
Seico, Inc	00036824	22-Jul-16	\$564.00	Office Supplies
Shive-Hattery, Inc.	00036786	15-Jul-16	\$2,955.00	Architecture and Engineering
Southtown Wrecker Service, Inc.,	00036719	01-Jul-16	\$237.50	Towing
Southtown Wrecker Service, Inc.,	00036850	29-Jul-16	\$695.00	Towing
Staples	00036757	08-Jul-16	\$1,528.44	Office Supplies
Staples Direct	00036720	01-Jul-16	\$5,173.26	Office Equipment
STL	00036825	22-Jul-16	\$425.00	Software Licensing
Syncromatics Corporaion	00036758	08-Jul-16	\$94,770.00	AVL Software
T & S Supply	00036759	08-Jul-16	\$32.32	Maintenance Equipment
TeVoert Auto Electric, Inc.	00036760	08-Jul-16	\$200.91	Bus Parts
Thermo King Quad Cities, Inc.	00036721	01-Jul-16	\$411.21	Bus Parts
Thermo King Quad Cities, Inc.	00036761	08-Jul-16	\$529.69	Bus Parts
Think Graphic Design	00036762	08-Jul-16	\$18,020.00	Design Printed Materials
Timothy Trunnell	00036722	01-Jul-16	\$175.00	Tool Reimbursement
Tom Crouch	00036763	08-Jul-16	\$442.68	Travel Reimbursement
TransitTalent.com	00036787	15-Jul-16	\$95.00	Advertising- Promotions
Truck Centers, Inc.	00036826	22-Jul-16	\$151.92	Bus Parts
Truck Centers, Inc.	00036851	29-Jul-16	\$682.08	Bus Parts
UniFirst Corporation	00036723	01-Jul-16	\$392.11	Cleaning Uniforms & Rugs
UniFirst Corporation	00036788	15-Jul-16	\$138.84	Cleaning Uniforms & Rugs
UniFirst Corporation	00036827	22-Jul-16	\$138.84	Cleaning Uniforms & Rugs
United Parcel Service	00036789	15-Jul-16	\$105.40	Shipping
United Parcel Service	00036828	22-Jul-16	\$66.54	Shipping
United States Treasury	ACH	13-Jul-16	\$63,256.06	Federal Tax Payment
United States Treasury	ACH	26-Jul-16	\$68,521.51	Federal Tax Payment



Connect Transit
Cash Disbursement Report
July 2016

Name	Check Number	Date	Amount	Description
Verizon Wireless	00036764	08-Jul-16	\$619.84	Mobile Data Terminals for SS
Visa- Commerce Bank	00036721	01-Jul-16	\$149.50	Legal
Visa- Commerce Bank	00036721	01-Jul-16	\$54.35	Garage Maintenance Equip
Visa- Commerce Bank	00036721	01-Jul-16	\$83.52	Advertising-Employment
Visa- Commerce Bank	00036721	01-Jul-16	\$2,604.71	Freon
Visa- Commerce Bank	00036721	01-Jul-16	\$213.11	Bus Parts
Visa- Commerce Bank	00036721	01-Jul-16	\$15.12	Computer Hardware
Visa- Commerce Bank	00036721	01-Jul-16	\$159.34	Computer Software
Visa- Commerce Bank	00036721	01-Jul-16	\$575.12	Shipping/Handling
Visa- Commerce Bank	00036721	01-Jul-16	\$14,501.01	Travel & Meetings
Visa- Commerce Bank	00036721	01-Jul-16	\$313.19	Employee Regognition
Visa- Commerce Bank	00036721	01-Jul-16	\$35.87	Safety/Training
Vision Service Plan (IL)	00036852	29-Jul-16	\$610.60	Vision Insurance
VSP Of Illinois	00036725	01-Jul-16	\$617.72	Vision Insurance
Wayne Printing	00036765	08-Jul-16	\$1,237.88	Printing
WGLT	00036829	22-Jul-16	\$250.00	Radio Advertising
William Masters, Inc	00036790	15-Jul-16	\$146.50	HVAC
William Masters, Inc	00036853	29-Jul-16	\$927.35	HVAC
Winkle Environmental Service	00036726	01-Jul-16	\$266.25	Solvent tank
		Total	<u>\$1,101,394.12</u>	

Bloomington Normal Public Transit
Balance Sheet

Fiscal Year: 2017 Period 1 July - 2016

Division: 99 Board Reports

As of: 07/31/2016

Assets

Current Assets

Checking and Savings	\$5,622,417.26
Accounts Receivable	\$4,434,695.88
Inventory Asset - Fuel	\$22,506.93
Inventory Asset - Parts	\$209,458.84
Inventory Asset - Tires	\$0.00
Other Current Assets	\$206,821.66

Total Current Assets \$10,495,900.57

Fixed Assets \$14,666,605.64

Total Assets \$25,162,506.21

Liabilities & Equity

Liabilities

Accounts Payable	\$305,671.45
Payroll Liabilities	\$979,656.23
Contracts	(\$0.04)
Due to Illinois Funds Account	\$2,980,249.22
Deferred Revenue	\$96,830.46
Deficit Funding Advance	\$0.00

Total Liabilities \$4,362,407.32

EQUITY

Fixed Asset Equity	\$12,483,532.77
Unreserved Fund Equity	\$6,750,412.62
Underground Petroleum Storage	\$20,000.00

Total Equity \$19,253,945.39

Retained Earnings \$1,546,153.50

Total Liabilities & Equity \$25,162,506.21

Connect Transit
Local Capital and Self-Insurance Fund Balance
July 2016

<u>Local Capital</u>	<u>Commerce Bank - Cash Balance</u>	
07/01/16	Beginning Balance	\$ 2,943,330.15
07/15/16	Deposit- Town of Normal	\$ 34,961.25
07/29/16	Deposit- City of Bloomington	\$ 47,420.83
07/29/16	Additions - Interest Income	\$ 351.54
07/31/16	Ending Balance	<u>\$ 3,026,063.77</u>
Total Reserve Capital Account		<u><u>\$ 3,026,063.77</u></u>

Breakdown of Local Funding in Local Capital #2 (Earmarked Funds):

	<u>FY16 Received</u> <u>7/31/2016</u>	<u>FY16 Receivable</u> <u>7/31/2016</u>
Bloomington	\$ 48,170.83	
Normal	\$ 37,497.08	
Total YTD	<u>\$ 85,667.91</u>	<u>\$ -</u>

<u>Local Capital Reserve Fund Balance - Account Value</u>		
07/31/16	Cash Balance	\$ 3,026,063.77
07/31/16	Loans to Operating	\$ 2,980,249.22
07/31/16	Reserve fund for underground storage tank (Cap. I)	\$ (40,000.00)
07/31/16	Ending Balance	<u>\$ 5,966,312.99</u>



July 2016 Monthly Report

Ridership

	Prior Year	
Ridership Fixed Route	161,363	131,750
Ridership Demand Response	6,123	6,075
Total Monthly % Change Over Prior Year	-8.00	-17.70 %
Fixed Route Average Daily Boardings	6,352	5,442
Demand Response Average Daily Boardings	246	276
% On-Time Performance	85.60	87.80 %
Average Boardings per Hour of Service	23.62	19.94

State of Good Repair

Fixed Route National Transit Database Major Mechanical System Failures	6	5
Demand Response National Transit Database Major Mechanical System Failures	0	0
Fixed Route Miles Between National Transit Database Major Mechanical System Failures	16,962	16,638
Demand Response Miles Between National Transit Database Major Mechanical System Failures	33,917	33,917
Fixed Route National Transit Database Other Mechanical System Failures (Roadcalls)	42	47
Demand Response National Transit Database Other Mechanical System Failures (Roadcalls)	6	3
Fixed Route Miles Between National Transit Database Other Mechanical System Failures	2,423	2,080
Demand Response Miles Between National Transit Database Other Mechanical System Failures	5,653	8,479
Fixed Route Miles between All National Transit Database Mechanical System Failures	9,692	9,359
Demand Response Miles between All National Transit Database Mechanical System Failures	19,785	21,198
Average % of Buses with Defective Automated Voice Announcements		3.00 %

Customer Service

Average Interior Cleanliness Inspection Score (1 to 5)		3
National Transit Database Safety-Related Incidents per 100,000 Miles	1.30	0.00
National Transit Database Security-Related Incidents per 100,000 Miles	0.00	0.00
Number of Validated Complaints		7
Number of Customer Compliments Received		27
Daily Average of Phone Calls Received for FR		234
Daily Average of Phone Calls Received for DR		100

Efficiency

Revenue/Expense Ratio	14.97	13.38 %
Fixed Route Cost per Unlinked Passenger Trip	\$ 4.21	\$ 5.53
Demand Response Cost per Unlinked Passenger Trip	\$ 26.91	\$ 29.22
% of Preventative Maintenance Performed On-Time	90.00	100.00 %
Fixed Route Maintenance Cost Per Mile (excluding fuel)	\$ 0.96	\$ 1.04
Demand Response Maintenance Cost Per Mile (excluding fuel)	\$ 0.57	\$ 0.63



July Fiscal Year 2016 Year-to-Date Report

Ridership	PRIOR YEAR	ACTUAL	GOAL	
Ridership Fixed Route	161,363	131,750	163,622	
Ridership Demand Response	6,123	6,075	6,245	
Total Ridership (year to date)	167,486	137,825	170,333	
Fixed Route Year-to-Date % Change Over Prior Year	-8.00	-18.40	1.40	
Demand Response Year-to-Date % Change Over Prior Year	-7.20	-0.80	2.00	
Fixed Route Average Daily Boardings	6,352	5,442	6,441	
Demand Response Average Daily Boardings	246	276	251	
% On-Time Performance	85.60	87.80	85.00	
Average Boardings per Hour of Service	23.62	19.94	24.02	

State of Good Repair				
Fixed Route National Transit Database Major Mechanical System Failures	6	5		
Demand Response National Transit Database Major Mechanical System Failures	0	0		
Fixed Route Miles Between National Transit Database Major Mechanical System Failures	16,962	16,638	25,000	
Demand Response Miles Between National Transit Database Major Mechanical System Failures	33,917	33,917	24,000	
Fixed Route National Transit Database Other Mechanical System Failures (Roadcalls)	42	47		
Demand Response National Transit Database Other Mechanical System Failures (Roadcalls)	6	3		
Fixed Route Miles Between National Transit Database Other Mechanical System Failures	2,423	2,080	3,000	
Demand Response Miles Between National Transit Database Other Mechanical System Failures	5,653	8,479	3,000	
Fixed Route Miles between All National Transit Database Mechanical System Failures	9,692	9,359	20,000	
Demand Response Miles between All National Transit Database Mechanical System Failures	19,785	21,198	30,000	
Average % of Buses with Defective Automated Voice Announcements		2.70	5.00	

Customer Service				
Average Interior Cleanliness Inspection Score (1 to 5)		3	3	
National Transit Database Safety-Related Incidents per 100,000 Miles	1.30	0.00		
National Transit Database Security-Related Incidents per 100,000 Miles	0.00	0.00		
Number of Validated Complaints		7		
Number of Customer Compliments Received		27		
Daily Average of Phone Calls Received for FR		234	270	
Daily Average of Phone Calls Received for DR		100	130	

Efficiency				
Revenue/Expense Ratio	14.97	13.38	11.25	
Fixed Route Cost per Unlinked Passenger Trip	\$ 4.21	\$ 5.53	\$ 4.06	
Demand Response Cost per Unlinked Passenger Trip	\$ 26.91	\$ 29.22	\$ 36.52	
% of Preventative Maintenance Performed On-Time	90.00	100.00	100.00	
Fixed Route Maintenance Cost Per Mile (excluding fuel)	\$ 0.96	\$ 1.04	\$ 1.14	
Demand Response Maintenance Cost Per Mile (excluding fuel)	\$ 0.57	\$ 0.63	\$ 0.82	

Meeting or exceeding goal	
Within 10% of goal	
Missing goal by more than 10%	

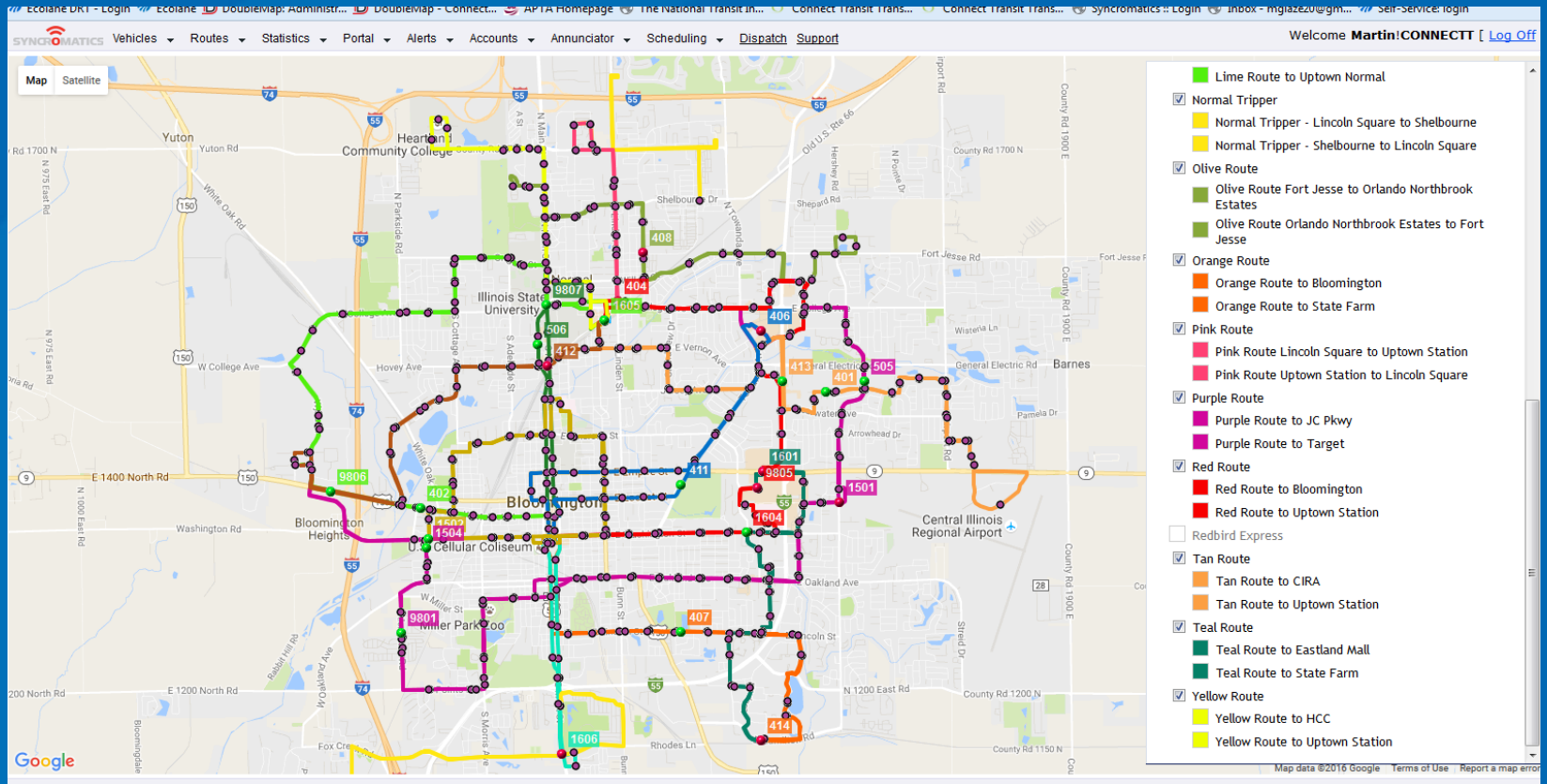
An intro to:



Highlights

- Vehicle Tracking
- Vehicle Assignments
- Alerts
- On-Time Performance
- Schedule Analyzer
- AVA upgrade
- Integration
- Mobile App

Vehicle Tracking



Vehicle Assignments

SYNCOMATICS Vehicles Routes Statistics Portal Alerts Accounts Annunciator Scheduling Dispatch Support Welcome Martin! CONNECT [Log Off]

Route	Vehicle	Driver number	Driver	Run	Trip	Assigned by	Began At	Sign Out
Olive Route Orlando Northbrook Estates to Fort Jesse	408	4089	Glenda Lafever	135	Olive-7-1-1	MDT	08/19/2016 8:51AM	Sign Out
Tan Route to CIRA	401	4213	Shelly Beutow	110	Tan-14-1-1	MDT	08/19/2016 8:42AM	Sign Out
Lime Route to Uptown Normal	402	4370	Kay Lanter	139	Lime-17-1-1	MDT	08/19/2016 8:50AM	Sign Out
Red Route to Bloomington	404	4073	Ted Carlock	112	Red-14-0-1	MDT	08/19/2016 9:11AM	Sign Out
Blue Route to Bloomington	406	4110	Josh Noffsinger	111	Blue-14-1-1	MDT	08/19/2016 8:53AM	Sign Out
Orange Route to State Farm	407	4274	Jeff Stewart	127	Orange-12-0-1	MDT	08/19/2016 8:52AM	Sign Out
Blue Route to Target	411	4235	Shanta Thomas	104	Blue-13-0-1	MDT	08/19/2016 8:54AM	Sign Out
Brown Route to Uptown Station	412	4026	Rod Hughes	114	Brown-15-1-1	MDT	08/19/2016 8:45AM	Sign Out
Tan Route to Uptown Station	413	4151	Cal Boddie	131	Tan-11-0-1	MDT	08/19/2016 8:47AM	Sign Out
Orange Route to Bloomington	414	4313	Gary Bachman	128	Orange-15-1-1	MDT	08/19/2016 9:06AM	Sign Out
Purple Route to Target	505	4019	Brian Enata	101	Purple-16-1-1	MDT	08/19/2016 8:18AM	Sign Out
Green Route to Downtown Bloomington	506	4056	Sylvia Ventura	108	Green-25-0-1	MDT	08/19/2016 8:57AM	Sign Out
Redbird Express	801	4378	Deon Jeffery	151	RX-1-1-Seasonal-1	MDT	08/19/2016 6:36AM	Sign Out
Purple Route to JC Pkwy	1501	4150	Thalia Klunick	129	Purple-11-0-1	MDT	08/19/2016 8:46AM	Sign Out
Gold Route Clockwise	1502	4076	Christy Gordon	105	Gold-7-1-1	MDT	08/19/2016 8:55AM	Sign Out
Purple Route to JC Pkwy	1504	4336	Charles Sylvester	137	Purple-9-0-1	MDT	08/19/2016 8:17AM	Sign Out
Redbird Express	1505	4364	Kevin Petri	138	RX-5-1-1	MDT	08/19/2016 8:19AM	Sign Out
Purple Route to Target	9801	4155	Thom Larson	132	Purple-18-1-1	MDT	08/19/2016 8:42AM	Sign Out

201361

Alerts

Quick Search

- All Vehicles
- Off Schedule
- Off Route
- Not Signed In
- Emergency

1601

Route : Green Route to Downtown Bloomington

Run : 113

Operator : Keith Farris

Signed In : 10:44:46 am

Schedule :

Ign : Off

Updated : 11:08:23 am

Actions

1601

Green Route to Downtown Bloomington

Run: 113


Operator: Keith Farris

Updated: 11:08:23 am

Ign: Off

Map data ©2016 Google




On-Time Performance

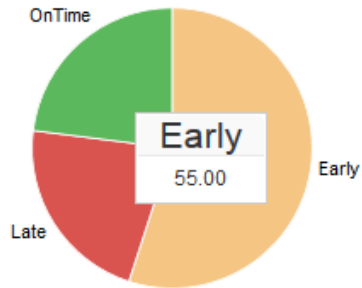
Routes 



Redbird Express




[View Details](#)

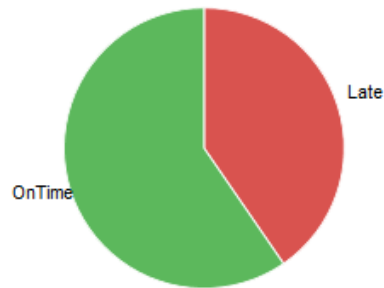
 Early  Late  OnTime



Olive Route



[View Details](#)

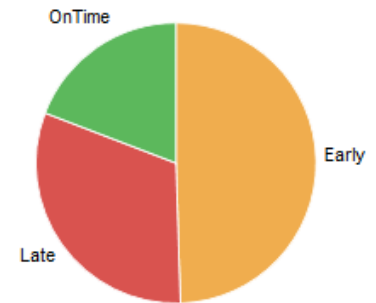
 Early  Late  OnTime



Teal Route

[View Details](#)

 Early  Late  OnTime



On-Time Performance Cont.

SYNCOMATICS Vehicles Routes Statistics Portal Alerts Accounts Annunciator Scheduling Dispatch Support Welcome Martin! CONNECT [Log Off]

Daily Schedule Performance

Route: Aqua Route Early: <= -0 minutes
 Date: 08-19-2016 Late: >= +0 minutes

Overall Performance
 ONTIME 49% LATE 43% EARLY 8%

Empty Only: Run: All Block: All Vehicle: All Driver: All Timepoint: All
 Patterns: All
 Clear All Options

Route	Direction	Trip	Run	Block	Vehicle	Driver	OnTime	Late	Early
Aqua Route to State Farm Park	Outbound	Aqua-2-1-1	134	B-Weekdays-20	1601	Tonie Hayes	67%	33%	0%
Aqua Route to State Farm Park	Outbound	Aqua-4-1-1	127	B-Weekdays-2	407	Jeff Stewart	33%	67%	0%
Aqua Route to State Farm Park	Outbound	Aqua-6-1-1	113	B-Weekdays-22	1606	Keith Farris	0%	100%	0%
Aqua Route to State Farm Park	Outbound	Aqua-8-1-1	128	B-Weekdays-3	414	Gary Bachman	67%	0%	0%
Aqua Route to Bloomington	Inbound	Aqua-1-0-1	128	B-Weekdays-3	414	Gary Bachman	34%	33%	33%
Aqua Route to Bloomington	Inbound	Aqua-3-0-1	134	B-Weekdays-20	1601	Tonie Hayes	34%	33%	33%
Aqua Route to Bloomington	Inbound	Aqua-5-0-1	127	B-Weekdays-2		No Assignment	No Assignment	No Assignment	No Assignment
Aqua Route to Bloomington	Inbound	Aqua-7-0-1	113	B-Weekdays-2	1606	Keith Farris	0%	100%	0%

Scheduled Time	Actual Time	Variance
00:15	00:12	-00:03
06:00 am	06:02 am	+00:02
06:04 am	06:04 am	+00:00
06:15 am	06:14 am	+00:00

Downtown Bloomington - 200 W Front St - ...
 Center St & Lafayette St
 Greyhound Rd & Southgate Dr

Scheduled Time	Actual Time	Variance
00:15	00:14	-00:01
06:30 am	06:31 am	+00:01
06:34 am	06:35 am	+00:01
06:45 am	06:45 am	+00:00

Scheduled Time	Actual Time	Variance
00:15	00:14	-00:01
07:00 am	07:02 am	+00:02
07:04 am	07:05 am	+00:01
07:15 am	07:16 am	+00:01

Scheduled Time	Actual Time	Variance
00:15	00:09	-00:06
00:15	00:07	-00:08
00:15	No Assignment	
00:15	00:03	-00:12



On-Time Performance Cont.

Route	Aqua Route to State Farm Park		
Direction	Outbound		
Trip	Aqua-2-1-1		
Run	134		
Block	B-Weekdays-20		
Vehicle	1601		
Driver	Tonie Hayes		
OnTime	Late	Early	
67%	33%	0%	
Scheduled Time	Actual Time	Variance	
00:15	00:12	-00:03	
SCHEDULED	ACTUAL	OT	
06:00 am	06:02 am	+00:02	
06:04 am	06:04 am	+00:00	
06:15 am	06:14 am	+00:00	

Schedule Analyzer

SYNCRONAUTICS Vehicles Routes Statistics Portal Alerts Accounts Announcements Scheduling Dispatch Support

Daily Schedule Analyzer

Quick Tip! This tool will display all scheduled service or runs that have issues that need to be addressed. Since it is based on LIVE data, it will refresh automatically! [dismiss](#)

Scheduled Run	Scheduled Route	Assigned Run	Assigned Route	Assigned Vehicle	Vehicle Driver	Trip Start	Action Required
111	Purple Route to Target		Blue Route to Bloomington	406	Josh Noffsinger	8:00 AM	Tell Driver to sign into scheduled route: Purple Route to Target
106	Pink Route Uptown Station to Lincoln Square	--	--	--	--	9:00 AM	No vehicle signed into run. Alert driver assigned to 106 to sign into their MDT
133	Yellow Route to HCC	--	--	--	--	9:00 AM	No vehicle signed into run. Alert driver assigned to 133 to sign into their MDT

Schedule Analyzer Cont.

SYNCRONEMATICS Vehicles Routes Statistics Portal Alerts Accounts Annunciator Scheduling Dispatch Support Welcome Martin! CONNECT [Log Off]

Details

Sort By Run Timetables

Name	5:00	6:00	7:00	8:00	9:00	10:00	11:00	12:00
109		Green- Green- Green- Green- Green- Green- Green- Green- Green- Green- Green- Green- Green- Green- Green- Green- Green- Green- Green-						
105		Gold-1-1-1 Gold-2-0-1 Gold-3-1-1 Gold-4-0-1 Gold-5-1-1 Gold-6-0-1 Gold-7-1-1 Gold-8-0-1 Gold-9-1-1						Pink-25 Pink-26
148								
135		Olive-1-1-1 Olive-2-0-1 Olive-3-1-1 Olive-4-0-1 Olive-5-1-1 Olive-6-0-1 Olive-7-1-1 Olive-8-0-1 Olive-9-1-1 Olive-10-0-1						
130		Tan-2-1-1 Tan-1-0-1 Brown-4-0 Brown-9-1 Tan-10-1-1 Tan-9-0-1					Olive-11-1-1 Olive-12-0-1	
122								Red-26-0-
119								Yellow- Yellow- P
138			RX-1-1 RX-2-1 RX-3-1 RX-4-1 RX-5-1 RX-6-1 RX-7-1 RX-8-1 RX-9-1 RX-10-1					
103		Red-1-0-1 Red-5-1-1 Red-6-0-1 Red-11-1-1 Red-12-0-1 Red-17-1-1						Lime-26-0-1 Lime
104		Blue-1-1 Purple-2-0-1 Purple-12-1-1 Blue-12- Blue-13- Purple-13-0-1						Red-24-0-1 Red
120								Green- Green- C
136		Lime-2-0- Lime-7-1-1 Lime-8-0-1 Lime-13-1-1 Lime-14-0-1 Lime-19-1-1						
142						Lime-20-0-1 Lime-25-1-1		
137		Purple-8-1-1 Blue-8- Blue-9- Purple-9-0-1						
121								Lime-29-1-1
144						Yellow- Yellow- Pink-21 Pink-22 Yellow- Yellow-24-0-1		
114		Brown-2-0 Brown-7-1 Tan-8-1-1 Tan-7-0-1 Brown-10- Brown-15- Tan-16-1-1 Tan-15-0-1						Brown-21- Tan-22-
115								Pink-19 Pink-20 Yellow- Yellow- Pink-23 Pink-24
108		Green- Green- Green- Green- Green- Green- Green- Green- Green- Green- Green- Green- Green- Green- Green- Green- Green- Green-						Blu
134		Aqua-2 Aqua-3 Orange- Teal-2-0- Teal-9-1- Orange- Aqua-1 Aqua-1 Orange- Teal-10-0						Green- Green- Green- Green- Green- Green-



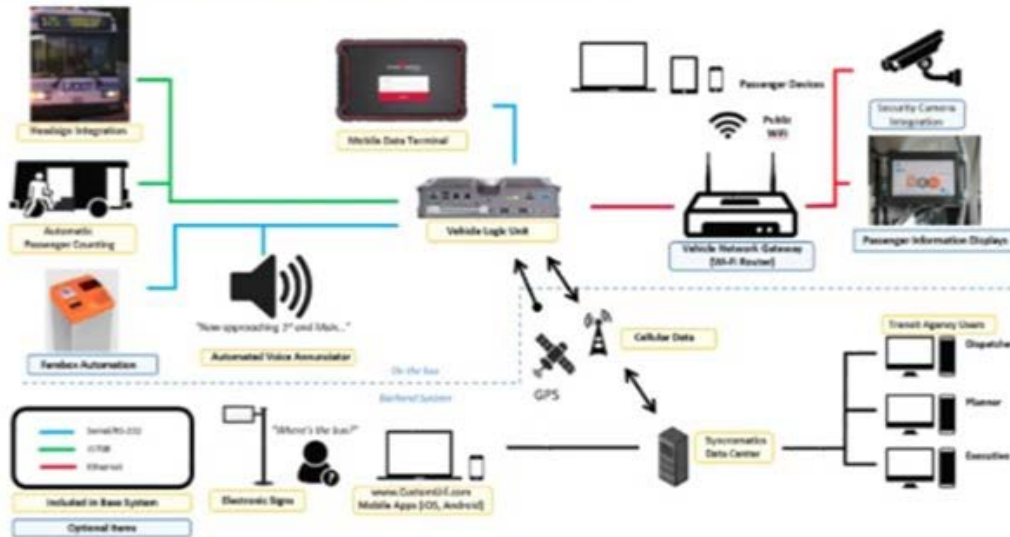
AVA Upgrade



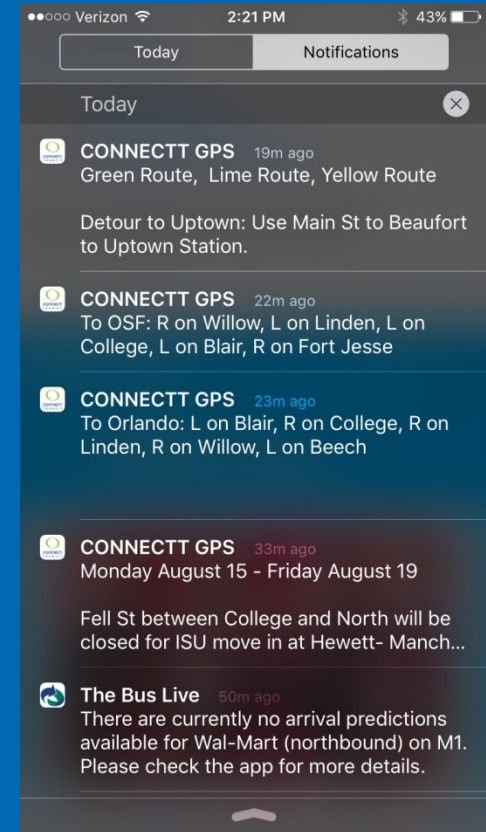
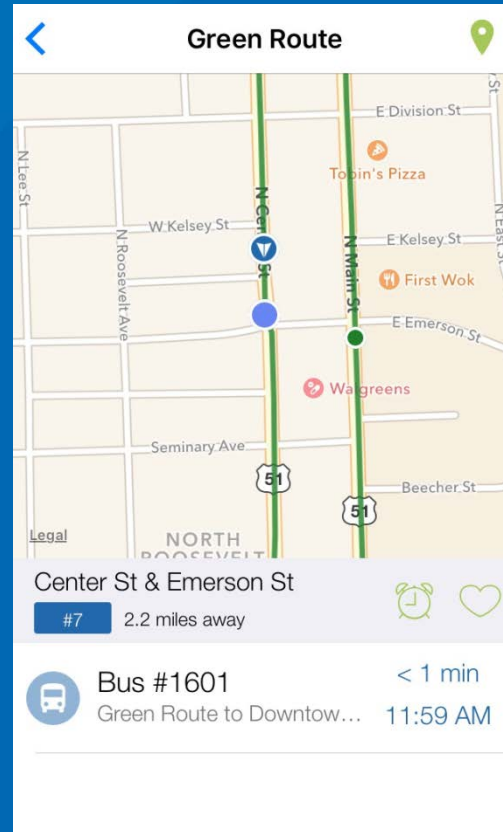

Integration

5-2. SYSTEM DIAGRAM

This diagram provides an overview of the Syncromatics technology on and off the bus. Yellow highlighted items are included in the base proposal, while other items are available as options.



Mobile App



Questions/Comments?



MEMO

DATE: August 23, 2016
TO: Board of Trustees
FROM: Jerry King, Procurement Manager
SUBJECT: Construction of Bus Pads, RFP 16-13

RECOMMENDATION: That the General Manager be authorized to execute a two (2) year agreement with Knapp Concrete Contractor, Inc for the construction of bus pads. The construction agreement will allow bus pads to be built at per-determined heavy use stops. Bus shelters will be built later on many of these concrete pads. These pads will maintain the safety of our customers.

BACKGROUND: Last year Connect Transit purchased 25 bus shelters to be placed at various locations on the fixed routes. With the approval of the route restructuring, staff is now able to determine the most appropriate location of the shelters. Concrete pads must be installed prior to the installation of these shelters. There is currently an open order with BASCO for an additional 50 (25 a year) shelters for the next two (2) years.

DISCUSSION: Connect Transit received three (3) Bids for the Construction of Bus Pads from the following companies: AFE Construction, J. G. Stewart and Knapp Concrete Contractor, Inc. This Request for Proposal was written as a requirements type agreement with a maximum (25) pads per year with no minimum. Listed below is the pricing submitted.

Company	Year 1	Year 2
AFE Construction	\$2,500.00	\$3,000.00
J.G. Stewart	\$1,875.00	\$1,965.00
Knapp Concrete Contractor	\$1,250.00	\$1,300.00

Annual cost for the 25 shelters for Year 1 is \$31,250 and Year 2 is \$32,500 for a maximum total price for the two (2) years of \$63,750.

FINANCIAL IMPACT: Capital funds will be used for the construction of these pads.