



AGENDA

Meeting of the Connect Transit Board of Trustees

June 28, 2016

4:30 P.M.

Board Room

Connect Transit Operations Facility
351 Wylie Drive, Normal, IL 61761

- A. Call to Order
- B. Roll Call
- C. Public Comments
- D. Consent Agenda
 - 1. Approval of Minutes of Previous Meeting of May 24, 2016
 - 2. Disbursements for Month of May, 2016
 - 3. Financial Report for Month of May, 2016
 - 4. Capital and Self Insurance Reserve Fund Balances for month of May, 2016
 - 5. Monthly Statistical Report for month of May, 2016
- E. Old Business
- F. New Business
 - 1. Approval of "Tripper Route" and schedule to provide the "First Mile, Last Mile" solution to areas affected by route changes as a result of the Comprehensive Operational Analysis (COA)
- G. General Manager's Report
- H. Trustee's Comments
- I. Executive Session – cite section
- J. Adjournment



AGENDA

Meeting of the Connect Transit Board of Trustees

June 28, 2016

4:30 P.M.

Board Room

Connect Transit Operations Facility
351 Wylie Drive, Normal, IL 61761

- A. Call to Order
- B. Roll Call
- C. Public Comments
- D. Consent Agenda
 - 1. Approval of Minutes of Previous Meeting of May 24, 2016
 - 2. Disbursements for Month of May, 2016
 - 3. Financial Report for Month of May, 2016
 - 4. Capital and Self Insurance Reserve Fund Balances for month of May, 2016
 - 5. Monthly Statistical Report for month of May, 2016
- E. Old Business
- F. New Business
 - 1. Approval of "Tripper Route" and schedule to provide the "First Mile, Last Mile" solution to areas affected by route changes as a result of the Comprehensive Operational Analysis (COA)
- G. General Manager's Report
- H. Trustee's Comments
- I. Executive Session – cite section
- J. Adjournment



May 2016

Financial and Statistical Reports



**Connect Transit
Cash Disbursement Report
May 2016**

Name	Check Number	Date	Amount	Description
4Imprint	00036466	11-May-16	\$2,727.72	Advertising- Promotions
A.T.U. - C.O.P.E.	00036467	11-May-16	\$149.16	Payroll Deduction
Action Roofing, Inc.	00036525	20-May-16	\$350.00	Roofing
Advance Auto Parts	00036546	27-May-16	\$536.12	Maintenance Supplies
Advocate Occupational Health	00036526	20-May-16	\$93.00	Drug Testing
Airgas USA, LLC	00036527	20-May-16	\$152.30	Welding Supplies
Amalgamated Transit Union Local 752	00036468	11-May-16	\$5,515.30	Payroll Deduction
Amalgamated Transit Union Local 752	00036547	27-May-16	\$300.00	Payroll Deduction
Ancel, Glink, Diamond, Bush, DiCianni &	00036548	27-May-16	\$200.00	Legal Service
Andrew Johnson	00036469	11-May-16	\$500.00	Car Allowance
Barker Motor Co.	00036528	20-May-16	\$17.47	Bus Parts
Barker Motor Co.	00036549	27-May-16	\$245.42	Bus Parts
BlueLine Rental	00036470	11-May-16	\$637.50	Machine Rental
Brinks US	00036529	20-May-16	\$261.95	Armored Services
Brinks US	00036550	27-May-16	\$907.16	Armored Services
Central Illinois Trucks Inc.	00036471	11-May-16	\$580.95	Bus Parts
Central Illinois Trucks Inc.	00036551	27-May-16	\$438.70	Bus Parts
Chris Wold	00036472	11-May-16	\$870.00	Tuition Reimbursement
Chris Wold	00036530	20-May-16	\$29.45	Employee Reimbursement
CIRBN, LLC	00036531	20-May-16	\$347.84	Internet
Clear Talk	00036473	11-May-16	\$18,442.98	Radios for Dispatch
Comcast Cable	00036552	27-May-16	\$409.85	Internet
Corn Belt Energy Corp.	00036533	20-May-16	\$3,843.72	Utilites
Cummins Crosspoint	00036474	11-May-16	\$167.46	Bus Parts
Dish Network	00036553	27-May-16	\$151.00	Television Service
Don Owen Tire Service, Inc.	00036534	20-May-16	\$115.00	Bus Parts
Eastland Mall LLC	00036554	27-May-16	\$275.00	Promotions- Advertising
Evergreen FS	00036475	11-May-16	\$22,691.05	Fuel
Evergreen FS	00036555	27-May-16	\$22,919.27	Fuel
Expert Service Auto Repair	00036556	27-May-16	\$670.49	Maintenance Equipment
Fast Signs	00036557	27-May-16	\$131.50	Printed Materials
Fastenal Company	00036535	20-May-16	\$107.69	Bus Parts
Fastenal Company	00036558	27-May-16	\$17.43	Bus Parts
Fasteners Etc.	00036536	20-May-16	\$534.89	Maintenance Supplies
Fasteners Etc.	00036559	27-May-16	\$31.50	Maintenance Supplies
Frontier	00036476	11-May-16	\$969.72	Telephone
Frontier	00036537	20-May-16	\$40.61	Telephone
FS Custom Turf	00036477	11-May-16	\$601.00	Building Maintenance
G&K Services	00036478	11-May-16	\$271.62	Cleaning Uniforms & Rugs
G&K Services	00036538	20-May-16	\$316.00	Cleaning Uniforms & Rugs
G&K Services	00036560	27-May-16	\$608.24	Cleaning Uniforms & Rugs
Gabe Goldsmith	00036479	11-May-16	\$30.78	Travel Reimbursement
Gillig LLC	00036480	11-May-16	\$923.30	Bus Parts
Gillig LLC	00036561	27-May-16	\$1,819.53	Bus Parts
Global Equipment Company	00036562	27-May-16	\$1,405.71	Garage Supplies
Great Plains Media	00036539	20-May-16	\$1,300.00	Radio Advertising
Health Alliance Medical Plans	00036563	27-May-16	\$80,748.00	Health Insurance
Heller Ford	00036564	27-May-16	\$1,272.14	Bus Parts
Heritage Machine & Welding, Inc.	00036481	11-May-16	\$100.00	Bus Parts
ICMA- Retirement Trust 457	ACH	12-May-16	\$24,379.93	Payroll Deduction



**Connect Transit
Cash Disbursement Report
May 2016**

Name	Check Number	Date	Amount	Description
ICMA- Retirement Trust 457	ACH	26-May-16	\$24,468.39	Payroll Deduction
Idaho Child Support Receipting	00036482	11-May-16	\$95.00	Payroll Deduction
Idaho Child Support Receipting	00036565	27-May-16	\$95.00	Payroll Deduction
Illini Supply, Inc	00036483	11-May-16	\$3,500.15	Office Equipment
Illini Supply, Inc	00036566	27-May-16	\$1,402.00	Office Equipment
Illinois Department of Revenue	00036484	11-May-16	\$7,511.22	Payroll Deduction
Illinois Department of Revenue	00036567	27-May-16	\$7,574.02	Payroll Deduction
Illinois State Disbursement Unit	00036485	11-May-16	\$1,304.20	Payroll Deduction
Illinois State Disbursement Unit	00036568	27-May-16	\$1,304.20	Payroll Deduction
Interstate Batteries of Mid-Illinois	00036569	27-May-16	\$1,361.70	Bus Parts
IWIN	00036486	11-May-16	\$696.00	Employee Physicals
IWIN	00036540	20-May-16	\$994.00	Employee Physicals
IWIN	00036570	27-May-16	\$846.00	Employee Physicals
Jason Garmon	00036487	11-May-16	\$73.00	Travel Reimbursement
Kirk Jennings	00036488	11-May-16	\$137.43	Uniform Reimbursement
LifeCIL	00036489	11-May-16	\$6,874.42	Consulting Fees
LifeCIL	00036541	20-May-16	\$6,874.42	Consulting Fees
Maas Radiator Shop Inc.	00036490	11-May-16	\$3,295.78	Outside Repair Services
Melissa Chrisman	00036491	11-May-16	\$307.80	Travel Reimbursement
Michelin North America, Inc	00036571	27-May-16	\$7,362.36	Tires
Miller Janitor Supply	00036572	27-May-16	\$790.65	Maintenance Supplies
Minerva Promotions	00036514	11-May-16	\$222.00	Uniforms
Minerva Promotions	00036573	27-May-16	\$270.00	Uniforms
Morris Avenue Garage	00036522	11-May-16	\$350.00	State Inspections
Morris Avenue Garage	00036574	27-May-16	\$125.00	State Inspections
Motion Industries, Inc.	00036575	27-May-16	\$85.99	Bus Parts
Mutual of Omaha	00036515	11-May-16	\$11,741.00	Life, AD&D, STD & LTD
Napa Auto Parts	00036523	11-May-16	\$93.64	Bus Parts
Napa Auto Parts	00036576	27-May-16	\$232.79	Bus Parts
Nelson Nygaard	00036516	11-May-16	\$5,747.48	COA Consultants
Neuhoff Media	00036524	11-May-16	\$1,336.00	Media Promotions
New Flyer Industries Canada UIC	00036577	27-May-16	\$375.65	Bus Parts
Nicor Gas	00036578	27-May-16	\$1,288.58	Utilities
Oberlander Alarm Systems, Inc.	00036579	27-May-16	\$197.00	Security Alarm Service Fee
Oklahoma Centralized Support Registry	00036517	11-May-16	\$236.92	Payroll Deduction
Oklahoma Centralized Support Registry	00036580	27-May-16	\$236.92	Payroll Deduction
Orkin Pest Control	00036518	11-May-16	\$538.96	Pest Control
Pantagraph	00036542	20-May-16	\$526.00	Public Notices
Payroll	ACH	12-May-16	\$149,953.17	Payroll
Payroll	ACH	26-May-16	\$157,909.94	Payroll
Pinnacle Door	00036581	27-May-16	\$920.36	Door Repair
Ricoh	00036519	11-May-16	\$434.28	Copier
Ricoh	00036582	27-May-16	\$501.00	Copier
Ricoh USA, INC	00036520	11-May-16	\$187.55	Copier
Rilco, Inc.	00036503	11-May-16	\$2,601.00	Oil, Anitfreeze
Ross & White Co.	00036543	20-May-16	\$14,552.38	Wash Bay Brushes
Society for Human Resource Management	00036504	11-May-16	\$190.00	Dues & Subscriptions
Staples	00036505	11-May-16	\$1,119.80	Office Supplies
T & S Supply	00036506	11-May-16	\$1,836.00	Maintenance Equipment
The Copy Shop	00036507	11-May-16	\$362.82	Printing



Connect Transit
Cash Disbursement Report
May 2016

Name	Check Number	Date	Amount	Description
The Copy Shop	00036544	20-May-16	\$33.00	Printing
Truck Centers, Inc.	00036545	20-May-16	\$527.68	Bus Parts
Turn-Key Environmental	00036508	11-May-16	\$40.00	Lubricant Waste Disposal
United States Treasury	ACH	02-May-16	\$431.76	Federal Tax Payment
United States Treasury	ACH	02-May-16	\$60,562.24	Federal Tax Payment
United States Treasury	ACH	18-May-16	\$58,332.60	Federal Tax Payment
Verizon Online	00036509	11-May-16	\$638.74	Mobile Data Terminals for SS
VSP Of Illinois	00036583	27-May-16	\$631.02	Vision Insurance
Wayne Printing	00036510	11-May-16	\$594.35	Printing
Welch Systems Inc.	00036511	11-May-16	\$1,434.00	Office Equipment
Wilcox Electric & Service, Inc	00036512	11-May-16	\$799.63	Building Maintenance
YWCA- Wheels to Work	00036513	11-May-16	\$9,000.00	Wheels to Work
		Total	\$764,220.44	

Bloomington Normal Public Transit

Balance Sheet

Fiscal Year: 2016 Period 11 May - 2016

Division: 99 Board Reports

As of: 05/31/2016

Assets

Current Assets

Checking and Savings	\$6,267,482.94
Accounts Receivable	\$3,148,504.80
Inventory Asset - Fuel	\$67,027.85
Inventory Asset - Parts	\$341,129.33
Inventory Asset - Tires	\$0.00
Other Current Assets	\$152,021.44

Total Current Assets \$9,976,166.36

Fixed Assets \$15,537,931.46

Total Assets \$25,514,097.82

Liabilities & Equity

Liabilities

Accounts Payable	\$69,968.54
Payroll Liabilities	\$776,004.18
Contracts	\$1,333.33
Due to Illinois Funds Account	\$2,980,249.22
Deferred Revenue	\$83,591.46
Deficit Funding Advance	\$0.00

Total Liabilities \$3,911,146.73

EQUITY

Fixed Asset Equity	\$12,483,532.77
Unreserved Fund Equity	\$6,750,412.62
Underground Petroleum Storage	\$20,000.00

Total Equity \$19,253,945.39

Retained Earnings \$2,349,005.70

Total Liabilities & Equity \$25,514,097.82

Bloomington Normal Public Transit Income Statement With Approved Budget

Fiscal Year: 2016	Period 11	Division: 98 Operating Profit/Loss		As of: 05/31/2016	
		May - 2016	Jul-2015 Thru May-2016 Year To Date	Approved Budget	Approved Budget
Operating Revenue					
Passenger Fares	\$67,814.73	8.00%	\$708,884.33	83.67%	\$847,250.20
ISU Contract Fare	\$43,312.50	8.33%	\$476,437.50	91.67%	\$519,750.00
Other Contract Fares	\$12,166.70	9.01%	\$127,350.85	94.33%	\$135,000.00
Advertising Revenue	\$12,615.00	28.03%	\$77,378.00	171.95%	\$45,000.00
Miscellaneous Revenue	\$678.35	1.05%	\$64,423.19	99.54%	\$64,718.50
Total Operating Revenue	\$136,587.28	8.47%	\$1,454,473.87	90.24%	\$1,611,718.70
Operating Expenses					
Operators Wages	\$360,517.67	7.60%	\$4,035,026.65	85.02%	\$4,746,000.00
Maintenance Wages	\$68,063.41	6.85%	\$784,908.47	79.02%	\$993,350.00
Administration Wages	\$82,228.66	7.98%	\$877,514.31	85.20%	\$1,030,000.00
Employer Payroll Tax Expense	\$38,969.34	7.09%	\$448,025.07	81.46%	\$550,000.00
Retirement Plan	\$23,164.70	6.62%	\$201,275.79	57.51%	\$350,000.00
Group Insurance	\$87,196.81	8.60%	\$858,419.18	84.66%	\$1,014,000.00
Uniform Expense	\$869.71	3.14%	\$19,525.90	70.49%	\$27,700.00
Professional Services	\$11,941.22	9.43%	\$163,734.81	129.28%	\$126,650.00
Outside Repair-Labor	\$3,841.28	3.52%	\$83,955.69	76.88%	\$109,200.00
Contract Maintenance Services	\$17,877.96	12.73%	\$150,286.99	107.00%	\$140,450.00
Custodial Services	\$1,172.44	9.98%	\$10,817.80	92.07%	\$11,750.00
Employee Recruiting/Testing/Temp Help	\$2,635.05	10.98%	\$21,631.48	90.13%	\$24,000.00
Fuel	\$35,970.09	2.81%	\$648,597.40	50.68%	\$1,279,800.00
Lubricants	\$4,704.54	11.49%	\$36,953.35	90.24%	\$40,950.00
Tires	\$7,362.36	8.37%	\$86,079.83	97.82%	\$88,000.00
Bus Repair Parts	\$8,918.98	5.36%	\$203,082.63	122.01%	\$166,450.00
Other Materials & Supplies	\$724.39	1.23%	\$29,809.60	50.52%	\$59,000.00
Shelters/Signs/Shop Tools	\$0.00	0.00%	\$5,915.66	73.95%	\$8,000.00
Computer and Office Supplies	\$8,360.54	7.27%	\$137,174.98	119.28%	\$115,000.00
Utilities	\$8,643.57	6.81%	\$97,626.40	76.87%	\$127,000.00
Corporate Insurance	\$14,833.79	5.73%	\$195,577.17	75.51%	\$259,000.00
Dues/Subscriptions/Fees	\$1,714.00	4.55%	\$22,365.64	59.33%	\$37,700.00
Printing/Marketing/Training	\$16,497.98	6.68%	\$244,048.07	98.80%	\$247,000.00
Total Operating Expenses	\$806,208.49	6.98%	\$9,362,352.87	81.05%	\$11,551,000.00
Operating Assistance					
Operating Deficit	(\$669,621.21)	6.74%	(\$7,907,879.00)	79.56%	(\$9,939,281.30)
Illinois Downstate Operating Assistance	\$527,583.00	7.03%	\$6,109,547.00	81.37%	\$7,508,150.00
FTA 5307 Operating Assistance	\$145,105.00	5.97%	\$1,838,670.00	75.63%	\$2,431,131.00
Total Operating Assistance	\$672,688.00	6.77%	\$7,948,217.00	79.97%	\$9,939,281.00

Connect Transit
Local Capital and Self-Insurance Fund Balance
May 2016

<u>Local Capital</u>	<u>Commerce Bank - Cash Balance</u>	
05/01/16	Beginning Balance	\$ 2,825,254.71
05/06/16	Deposit- City of Bloomington	\$ 47,420.83
05/31/16	Additions - Interest Income	\$ 375.00
05/31/16	Ending Balance	<u>\$ 2,873,050.54</u>
Total Reserve Capital Account		<u><u>\$ 2,873,050.54</u></u>

Breakdown of Local Funding in Local Capital #2 (Earmarked Funds):

	<u>FY16 Received</u>	<u>FY16 Receivable</u>
	<u>5/31/2016</u>	<u>5/31/2016</u>
Bloomington	\$ 474,208.30	\$ 47,420.83
Normal	\$ 349,616.50	\$ 34,961.25
Total YTD	<u>\$ 823,824.80</u>	<u>\$ 82,382.08</u>

<u>Local Capital Reserve Fund Balance - Account Value</u>		
05/31/16	Cash Balance	\$ 2,873,050.54
05/31/16	Loans to Operating	\$ 2,980,249.22
05/31/16	Reserve fund for underground storage tank (Cap. I)	\$ (40,000.00)
05/31/16	Ending Balance	<u>\$ 5,813,299.76</u>



May 2016 Monthly Report

Ridership

	Prior Year	
Ridership Fixed Route	170,308	153,151
Ridership Demand Response	5,590	6,287
Total Monthly % Change Over Prior Year	-2.20	-9.40 %
Fixed Route Average Daily Boardings	6,822	6,128
Demand Response Average Daily Boardings	262	279
% On-Time Performance	83.00	90.00 %
Average Boardings per Hour of Service	24.17	21.62

State of Good Repair

Fixed Route National Transit Database Major Mechanical System Failures	4	0
Demand Response National Transit Database Major Mechanical System Failures	0	0
Fixed Route Miles Between National Transit Database Major Mechanical System Failures	25,248	100,277
Demand Response Miles Between National Transit Database Major Mechanical System Failures	31,392	35,410
Fixed Route National Transit Database Other Mechanical System Failures (Roadcalls)	37	19
Demand Response National Transit Database Other Mechanical System Failures (Roadcalls)	0	1
Fixed Route Miles Between National Transit Database Other Mechanical System Failures	2,733	5,014
Demand Response Miles Between National Transit Database Other Mechanical System Failures	31,392	17,705
Fixed Route Miles between All National Transit Database Mechanical System Failures	14,008	52,645
Demand Response Miles between All National Transit Database Mechanical System Failures	31,392	26,558
Average % of Buses with Defective Automated Voice Announcements		2.50 %

Customer Service

Average Interior Cleanliness Inspection Score (1 to 5)		3
National Transit Database Safety-Related Incidents per 100,000 Miles	0.80	0.81
National Transit Database Security-Related Incidents per 100,000 Miles	0.00	0.00
Number of Validated Complaints each month		12
Number of Customer Compliments Received		0
Daily Average of Phone Calls Received for FR		275
Daily Average of Phone Calls Received for DR		101

Efficiency

Revenue/Expense Ratio	13.34	15.29 %
Fixed Route Cost per Unlinked Passenger Trip	\$ 3.84	\$ 4.21
Demand Response Cost per Unlinked Passenger Trip	\$ 28.48	\$ 25.64
% of Preventative Maintenance Performed On-Time	77.80	100.00 %
Fixed Route Maintenance Cost Per Mile (excluding fuel)	\$ 0.94	\$ 0.84
Demand Response Maintenance Cost Per Mile (excluding fuel)	\$ 0.62	\$ 0.60



May Fiscal Year 2016 Year-to-Date Report

Ridership

	PRIOR YEAR	ACTUAL	GOAL	
Ridership Fixed Route	2,325,147	2,132,917	2,357,699	
Ridership Demand Response	62,453	62,412	67,886	
Total Ridership (year to date)	2,387,600	2,195,329	2,428,189	
Fixed Route Year-to-Date % Change Over Prior Year	7.50	-8.30	1.40	%
Demand Response Year-to-Date % Change Over Prior Year	15.20	-0.10	8.70	%
Fixed Route Average Daily Boardings	11,550	10,509	11,712	
Demand Response Average Daily Boardings	273	274	297	
% On-Time Performance	85.00	84.00	85.00	%
Average Boardings per Hour of Service	23.88	22.13	24.29	

State of Good Repair

Fixed Route National Transit Database Major Mechanical System Failures	26	43		
Demand Response National Transit Database Major Mechanical System Failures	1	4		
Fixed Route Miles Between National Transit Database Major Mechanical System Failures	32,589	86,540	30,000	
Demand Response Miles Between National Transit Database Major Mechanical System Failures	68,926	35,644	29,000	
Fixed Route National Transit Database Other Mechanical System Failures (Roadcalls)	116	130		
Demand Response National Transit Database Other Mechanical System Failures (Roadcalls)	5	6		
Fixed Route Miles Between National Transit Database Other Mechanical System Failures	7,552	5,310	5,000	
Demand Response Miles Between National Transit Database Other Mechanical System Failures	69,038	26,820	25,000	
Fixed Route Miles between All National Transit Database Mechanical System Failures	35,900	45,892	20,000	
Demand Response Miles between All National Transit Database Mechanical System Failures	68,807	31,858	30,000	
Average % of Buses with Defective Automated Voice Announcements		2.70	5.00	%

Customer Service

Average Interior Cleanliness Inspection Score (1 to 5)		3	3	
National Transit Database Safety-Related Incidents per 100,000 Miles	1.07	0.87		
National Transit Database Security-Related Incidents per 100,000 Miles	0.00	0.00		
Number of Validated Complaints each month		9		
Number of Customer Compliments Received		15		
Daily Average of Phone Calls Received for FR		354	410	
Daily Average of Phone Calls Received for DR		264	395	

Efficiency

Revenue/Expense Ratio	14.08	13.99	13.00	%
Fixed Route Cost per Unlinked Passenger Trip	\$ 3.02	\$ 3.30	\$ 3.44	
Demand Response Cost per Unlinked Passenger Trip	\$ 27.39	\$ 26.79	\$ 28.53	
% of Preventative Maintenance Performed On-Time	86.40	100.00	90.00	%
Fixed Route Maintenance Cost Per Mile (excluding fuel)	\$ 0.87	\$ 0.91	\$ 0.97	
Demand Response Maintenance Cost Per Mile (excluding fuel)	\$ 0.62	\$ 0.60	\$ 0.77	

Meeting or exceeding goal	
Within 10% of goal	
Missing goal by more than 10%	



MEMO

June 28, 2016

TO: Board of Trustees

FROM: Kyle Boehm, Planner

SUBJECT: Approval of “Tripper Route” and schedule to provide the “First Mile, Last Mile” solution to areas affected by route changes as a result of the Comprehensive Operational Analysis (COA).

RECOMMENDATION: That the attached route and schedule for the proposed “tripper route” be approved. Based on the input, data, and surveys collected at the two listening sessions, June 14, 2016 at Danbury Court Apartments, and June 15, 2016 at Prairieland Elementary, and on the bus surveys collected along the affected sections of the Blue E and Aqua K on Thursday, June 16, 2016, the following service is recommended to be implemented in coordination with the COA route changes for a period of six (6) months for evaluation:

Aqua K – Affected Area

Danbury (Bainbridge & Essington) to Oak Valley Rd & Main St			
Bainbridge & Essington	Oak Valley Rd & Main St	Connections	Days of Operation
7:00 AM	7:15:00 AM*	*Connect with Aqua, departing Greyhound & Southgate at 7:15	Weekdays Only
8:25 AM	8:40:00 AM*	*Connect with Aqua, departing Greyhound & Southgate at 8:45	All
12:00 PM	12:45:00 PM*	*Connect with Aqua, departing Greyhound & Southgate at 12:45	All

Oak Valley Rd & Main St to Danbury (Bainbridge & Essington)			
Bainbridge & Essington	Oak Valley Rd & Main St	Connections	Days of Operation
12:50 PM*	1:05 PM	*Connect with Aqua, departing Greyhound & Southgate at 12:45	All
5:50 PM*	6:05 PM	*Connect with Aqua, departing Greyhound & Southgate at 5:45	All
6:15: PM*	6:30 PM	*Connect with Aqua, departing Greyhound & Southgate at 6:15	Weekdays Only



Blue E – Affected Area

Shelbourne & Henry to School & Northfield			
Shelbourne & Henry	School & Northfield	Connections	Days of Operation
6:25 AM	6:40 AM*	*Connect with Pink, departing School & Northfield at 6:45	Weekdays Only
7:50 AM	8:05 AM*	*Connect with Pink, departing School & Northfield at 8:15	All

School & Northfield to Henry & Shelbourne			
School & Northfield	Henry & Shelbourne	Connections	Days of Operation
5:15 PM*	5:30 PM	*Connect with Pink, departing School & Northfield at 5:15	All

BACKGROUND: As a result of the recommendations from the Comprehensive Operational Analysis, a number of areas will see a reduction in service. The “First Mile, Last Mile,” solution is meant to provide “lifeline” service to areas that are negatively affected by the recommendations and provide connections into the new fixed route system.

FINANCIAL IMPACT: Connect Transit estimates the service to cost \$39,200 to operate for 6 months, \$78,400 annually.



← Back + ↗

Danbury/Hilltop Tr

Weekday
 FROM TO EVERY RUNTIME

Saturday
 FROM TO EVERY RUNTIME

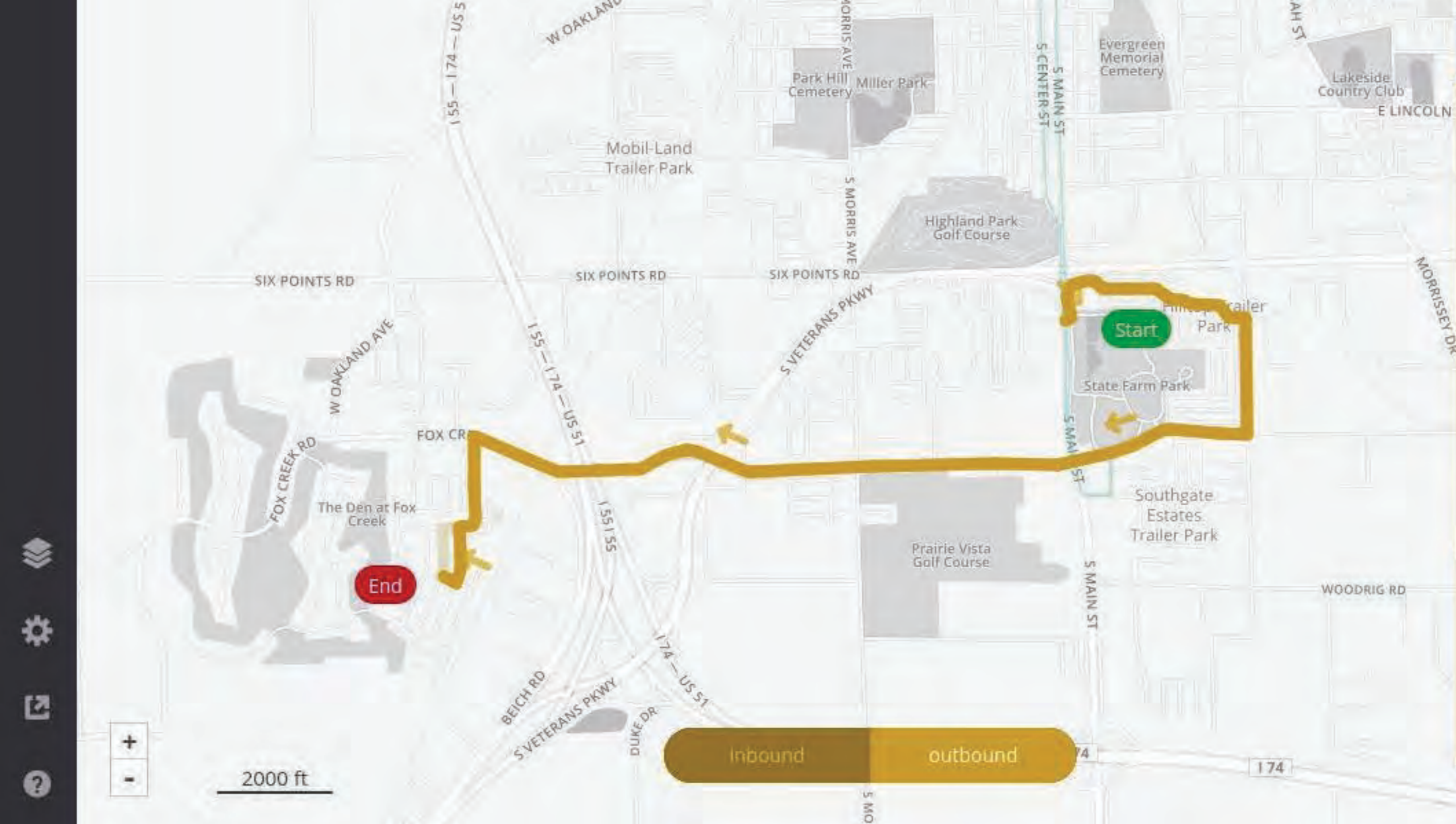
Sunday
 FROM TO EVERY RUNTIME

Inbound | Outbound

4.32 miles & 0 buses
 within .25 mi of stops
 0 people
 0 jobs



2000 ft



← Back + ↗

Danbury/Hilltop Tr


Weekday
 FROM TO EVERY RUNTIME

Saturday
 FROM TO EVERY RUNTIME

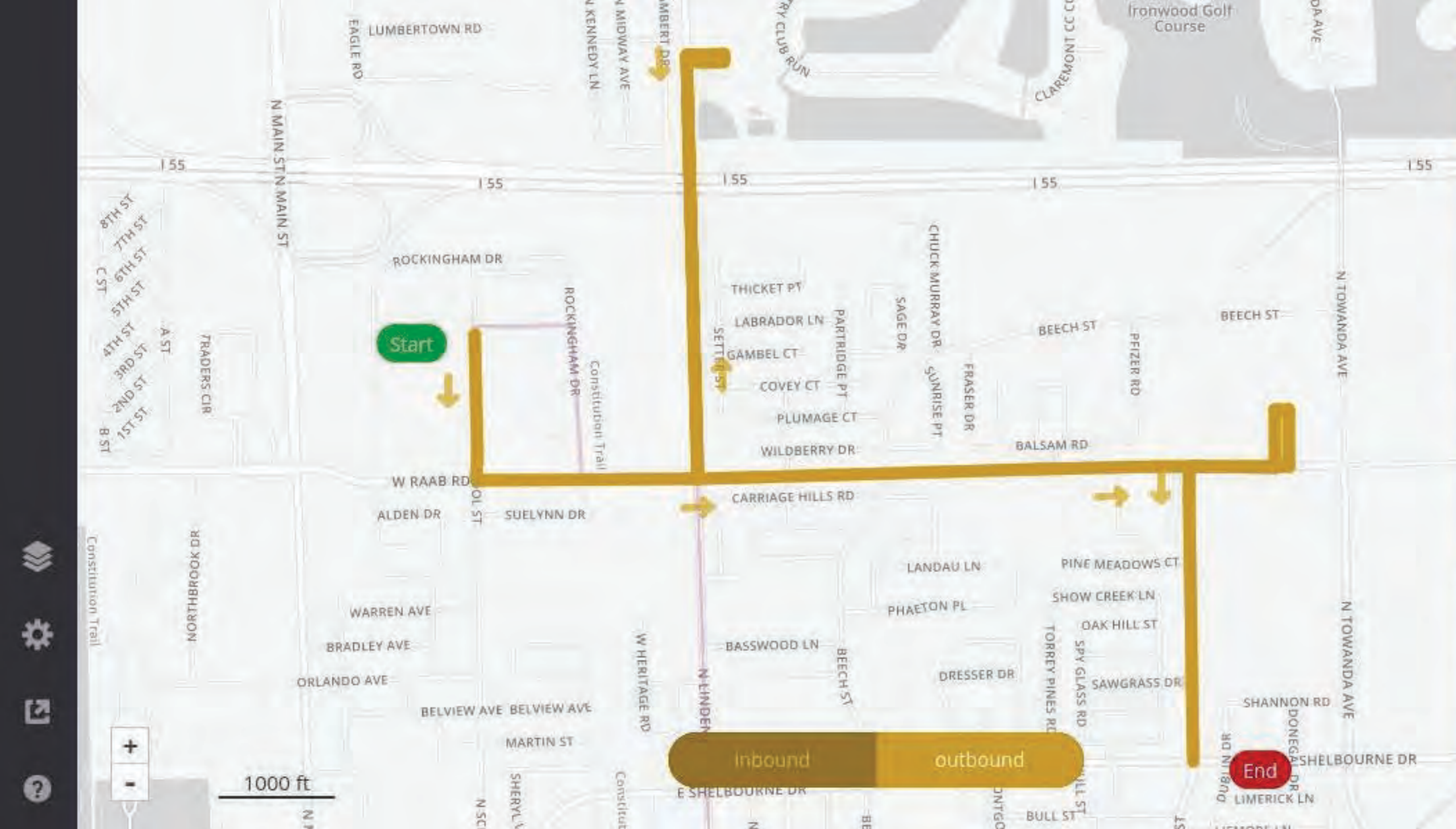
Sunday
 FROM TO EVERY RUNTIME

8.64 miles & 0 buses
 within .25 mi of stops
 0 people
 0 jobs

Inbound | Outbound



2000 ft



← Back + ↗

Normal Tripper

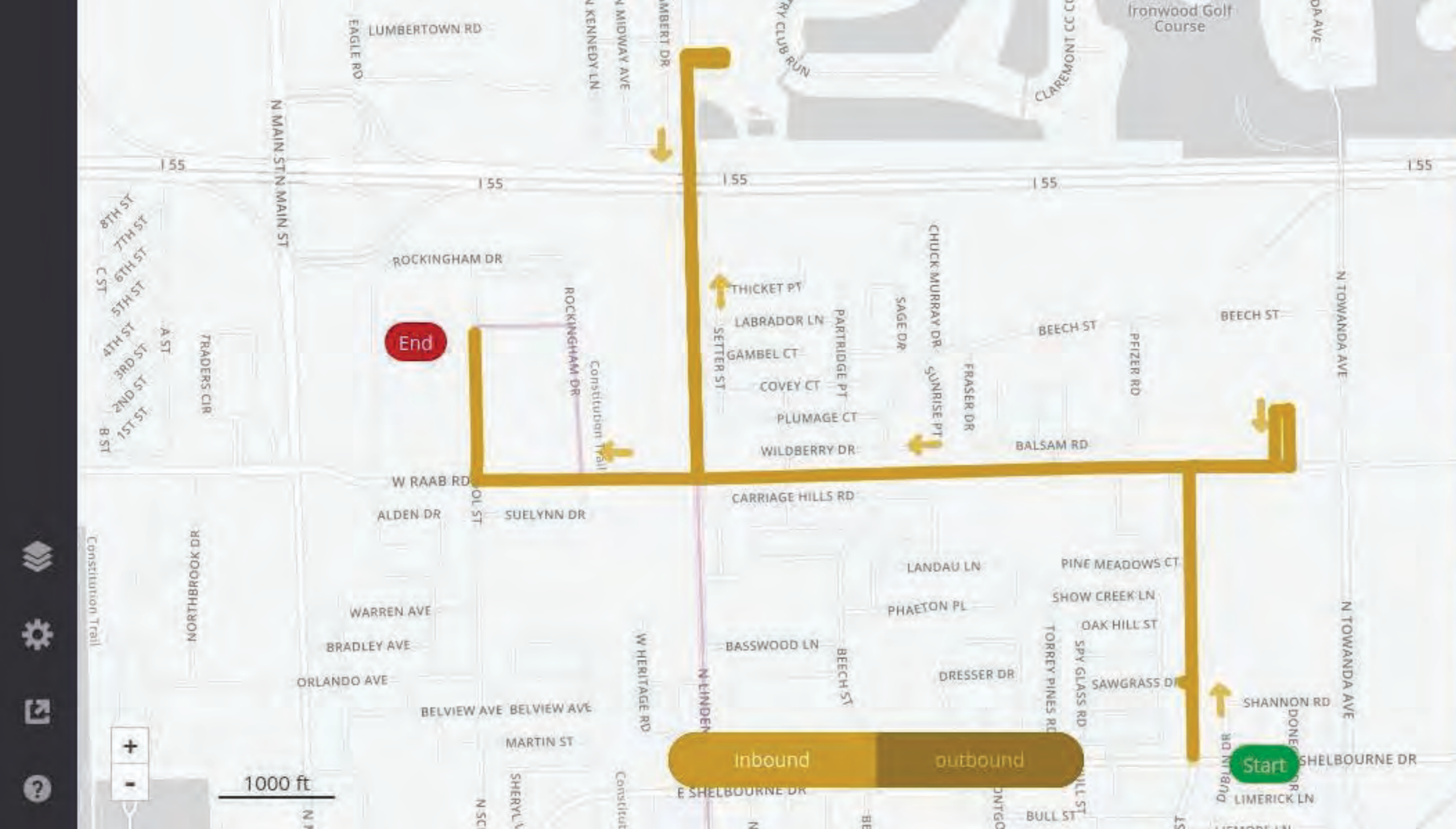
Weekday
 FROM TO EVERY RUNTIME

Saturday
 FROM TO EVERY RUNTIME

Sunday
 FROM TO EVERY RUNTIME

7.86 miles & 0 buses
 within .25 mi of stops
 0 people
 0 jobs

Inbound | Outbound



← Back + ↗

Normal Tripper

Weekday
 FROM TO EVERY RUNTIME

Saturday
 FROM TO EVERY RUNTIME

Sunday
 FROM TO EVERY RUNTIME

7.86 miles & 0 buses
 within .25 mi of stops
 0 people
 0 jobs

Inbound | Outbound



Survey Summary - Listening Session - June 14, 2016 at Danbury Court

1. What time do you make your first trip from home using the current Aqua K? (approximately, please circle)

6:00	6:30	7:00	7:30	8:00	8:30	9:00	9:30	10:00	10:30	11:00	11:30	12:00	12:30	13:00	13:30	14:00	14:30	15:00	After 3PM	
1	3	3	3	2	4	3	3		1				1	1					1	1

3. What time do you make your return trip to home using the current Aqua K? (approximately, please circle)

Before 11:30	12:00	12:30	13:00	13:30	14:00	14:30	15:00	15:30	16:00	16:30	17:00	17:30	18:00	18:30	19:00	19:30	20:00	20:30	21:00	21:30	
		1			1	1			1	2	3	4	4	1	1	1			1		

5. Do you use the current Aqua K during the midday, between 10:00 AM and 3:00 PM

Yes	No
11	1

6. Please circle 2 hour in the morning and 2 hours in the evening that are the most important for you to have transit service connecting to other fixed routes?

Morning 6-8 AM 7-9AM 8-10AM 9-11AM

3	5	6	2
---	---	---	---

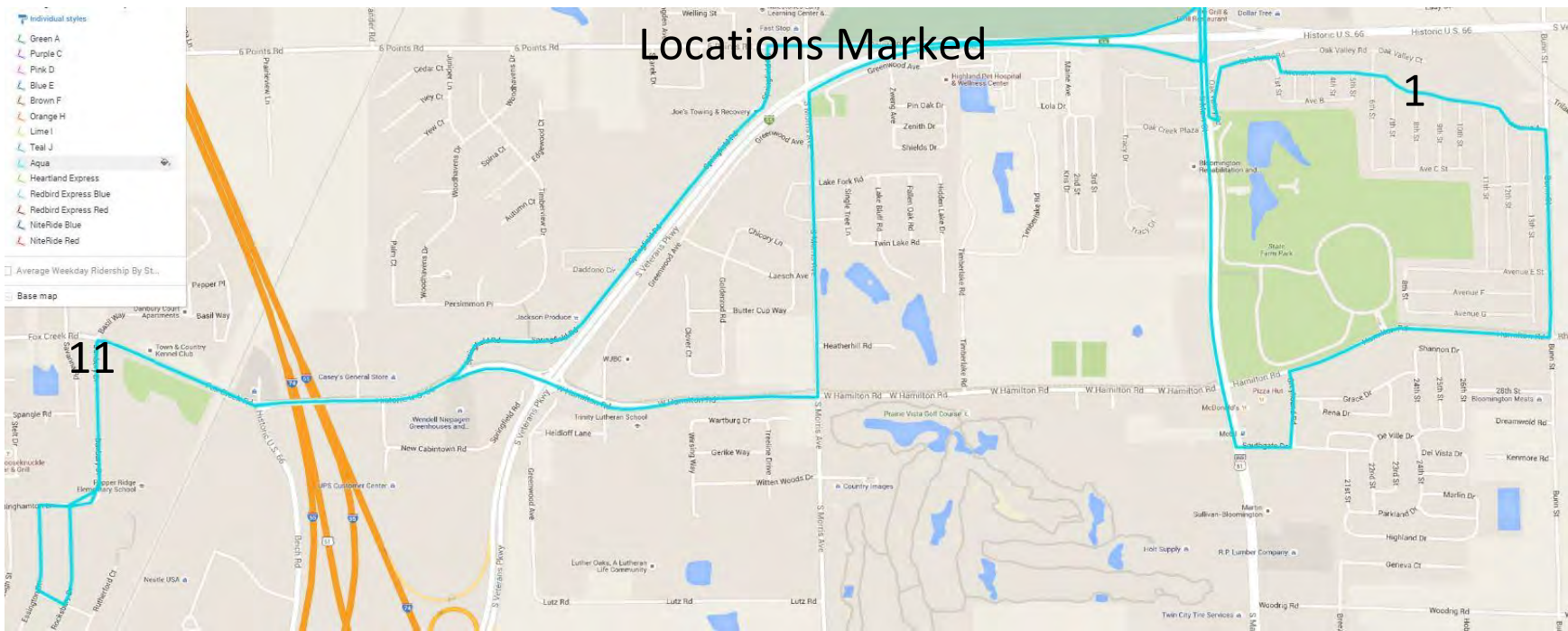
Evening 2-4PM 3-5PM 4-6PM 5-7PM 6-8PM 7-9PM

2	3	4	3	1	3
---	---	---	---	---	---

7. Would you prefer a connection to the proposed Purple route or Aqua route?

Purple Aqua No preference

4	10	
---	----	--





First mile/last mile survey

What time do you make your first trip from home using the current Aqua K? (approximately, please circle)

6:00 **6:30** 7:00 7:30 8:00 8:30 9:00 9:30 10:00 10:30 11:00 11:30 12:00 12:30 1:00 1:30 2:00 2:30 3:00 Later that 3PM

Where is your ultimate destination for your morning trip? Heartland – VA

What time do you make your return trip to home using the current Aqua K? (approximately, please circle)

Before 11:30 AM 12:00 12:30 1:00 1:30 2:00 2:30 3:00 3:30 4:00 4:30 5:00 5:30 6:00 6:30 7:00 7:30 8:00 **8:30** 9:00 9:30

Where is your starting point for your return trip?

Downtown

Do you use the current Aqua K during the midday, between 10:00 AM and 3:00 PM to or from home?

Yes _____ No X

Please circle 2 hours in the morning and 2 hours in the evening that are the most important for you to have transit service connecting to other fixed routes?

Morning: **6-8AM** 7-9AM 8-10AM 9-11AM

Evening: 2-4PM 3-5PM 4-6PM 5-7PM 6-8PM **7-9PM**

Would you prefer a connection to the proposed Purple route or Aqua route?

Purple _____ Aqua X No preference _____

Please provide any other comments here:



First mile/last mile survey

What time do you make your first trip from home using the current Aqua K? (approximately, please circle)

6:00 6:30 7:00 7:30 8:00 8:30 9:00 9:30 10:00 10:30 11:00 11:30 12:00 12:30 1:00 1:30 2:00 2:30 3:00 Later than 3PM

Where is your ultimate destination for your morning trip? McDonald's on South Main

What time do you make your return trip to home using the current Aqua K? (approximately, please circle)

Before 11:30 AM 12:00 12:30 1:00 1:30 2:00 2:30 3:00 3:30 4:00 4:30 5:00 5:30 6:00 6:30 7:00 7:30 8:00 8:30 9:00 9:30

Where is your starting point for your return trip? Southgate & Greyhound Rd

Do you use the current Aqua K during the midday, between 10:00 AM and 3:00 PM to or from home?

Yes X No

Please circle 2 hours in the morning and 2 hours in the evening that are the most important for you to have transit service connecting to other fixed routes?

Morning: 6-8AM 7-9AM 8-10AM 9-11AM

Evening: 2-4PM 3-5PM 4-6PM 5-7PM 6-8PM 7-9PM

Would you prefer a connection to the proposed Purple route or Aqua route?

Purple Aqua X No preference

Please provide any other comments here:

Would Like Service From Danbury/Peppa Ridge TO South Main St. (McDonalds) Area.

Bob Brimm

Email - bob.brimm@Comcast.net



First mile/last mile survey

What time do you make your first trip from home using the current Aqua K? (approximately, please circle)

6:00 6:30 7:00 7:30 8:00 8:30 9:00 9:30 10:00 10:30 11:00 11:30 12:00 12:30 1:00 1:30 2:00 2:30 3:00 Later than 3PM

Where is your ultimate destination for your morning trip? Hersey

What time do you make your return trip to home using the current Aqua K? (approximately, please circle)

Before 11:30 AM 12:00 12:30 1:00 1:30 2:00 2:30 3:00 3:30 4:00 4:30 5:00 5:30 6:00 6:30 7:00 7:30 8:00 8:30 9:00 9:30

Where is your starting point for your return trip? DOWNTOWN TO

Do you use the current Aqua K during the midday, between 10:00 AM and 3:00 PM to or from home?

Yes X No _____

Please circle 2 hours in the morning and 2 hours in the evening that are the most important for you to have transit service connecting to other fixed routes?

Morning: 6-8AM 7-9AM 8-10AM 9-11AM
Evening: 2-4PM 3-5PM 4-6PM 5-7PM 6-8PM 7-9PM

Would you prefer a connection to the proposed Purple route or Aqua route?

Purple X Aqua X No preference _____

Please provide any other comments here:

my use of aqua is random - shopping & entertainment.
board aqua at ~~hersey~~ Pepper Ridge School
2916 Rocksbury
Pepper Ridge



First mile/last mile survey

What time do you make your first trip from home using the current Aqua K? (approximately, please circle)

6:00 6:30 7:00 7:30 8:00 8:30 9:00 9:30 10:00 10:30 11:00 11:30 12:00 12:30 1:00 1:30 2:00 2:30 3:00 Later than 3PM

Where is your ultimate destination for your morning trip? 1300 W. Washington

What time do you make your return trip to home using the current Aqua K? (approximately, please circle)

Before 11:30 AM 12:00 12:30 1:00 1:30 2:00 2:30 3:00 3:30 4:00 4:30 5:00 5:30 6:00 6:30 7:00 7:30 8:00 8:30 9:00 9:30

Where is your starting point for your return trip? 1300 W. Washington

Do you use the current Aqua K during the midday, between 10:00 AM and 3:00 PM to or from home?

Yes [checked] No

Please circle 2 hours in the morning and 2 hours in the evening that are the most important for you to have transit service connecting to other fixed routes?

Morning: 6-8AM 7-9AM 8-10AM 9-11AM

Evening: 2-4PM 3-5PM 4-6PM 5-7PM 6-8PM 7-9PM

Would you prefer a connection to the proposed Purple route or Aqua route?

Law and Justice Center?? Purple [checked] Aqua [checked] No preference both could possibly help from what I understand

Please provide any other comments here:

Its so important to keep transit connections but most important getting to my work this is my livelihood to make ends meet, not to mention grocery shopping also doctors appt. you cant rely on someone to meet your daily needs better than you will this be available Sat. and Sun?



First mile/last mile survey

What time do you make your first trip from home using the current Aqua K? (approximately, please circle)

6:00 6:30 7:00 7:30 8:00 8:30 9:00 9:30 10:00 10:30 11:00 11:30 12:00 12:30 1:00 1:30 2:00 2:30 3:00 Later than 3PM

Where is your ultimate destination for your morning trip? Work AFNI

What time do you make your return trip to home using the current Aqua K? (approximately, please circle)

Before 11:30 AM 12:00 12:30 1:00 1:30 2:00 2:30 3:00 3:30 4:00 4:30 5:00 5:30 6:00 6:30 7:00 7:30 8:00 8:30 9:00 9:30

Where is your starting point for your return trip? Work AFNI

Do you use the current Aqua K during the midday, between 10:00 AM and 3:00 PM to or from home?

Yes No

Please circle 2 hours in the morning and 2 hours in the evening that are the most important for you to have transit service connecting to other fixed routes?


Morning: 6-8AM 7-9AM 8-10AM 9-11AM
Evening: 2-4PM 3-5PM 4-6PM 5-7PM 6-8PM 7-9PM

Would you prefer a connection to the proposed Purple route or Aqua route?

Purple _____ Aqua _____ No preference Both

Please provide any other comments here:

I would like to know if the buses would run the same way on the weekend. (or if we would have weekend service anyway?) I just feel like we have to choose either work or grocery shopping, or dr. appts, or school. It's like we're still losing the battle because we still will be stuck if we can't make the morning routes. I also currently take the night ride but to my understanding it's going to get eliminated.



First mile/last mile survey

What time do you make your first trip from home using the current Aqua K? (approximately, please circle)

6:00 (6:30) 7:00 7:30 8:00 8:30 9:00 9:30 10:00 10:30 11:00 11:30 12:00 (12:30) 1:00 1:30 2:00 2:30 3:00 Later than 3PM

Where is your ultimate destination for your morning trip? ~~1404 Eastland Drive~~ 1404 Eastland Drive

What time do you make your return trip to home using the current Aqua K? (approximately, please circle)

Before 11:30 AM 12:00 (12:30) 1:00 1:30 2:00 2:30 3:00 3:30 4:00 4:30 5:00 5:30 6:00 6:30 7:00 7:30 8:00 8:30 9:00 9:30

Where is your starting point for your return trip? 1404 Eastland Drive

Do you use the current Aqua K during the midday, between 10:00 AM and 3:00 PM to or from home?

Yes No

Please circle 2 hours in the morning and 2 hours in the evening that are the most important for you to have transit service connecting to other fixed routes?

Morning: (6-8AM) 7-9AM 8-10AM 9-11AM
Evening: (2-4PM) 3-5PM 4-6PM 5-7PM 6-8PM 7-9PM

Would you prefer a connection to the proposed Purple route or Aqua route?

Purple Aqua No preference

Please provide any other comments here:

First of all thank you for coming out here. Can the bus come out on Sat-Sunday We need the Bus on the weekend.



First mile/last mile survey

What time do you make your first trip from home using the current Aqua K? (approximately, please circle)

6:00 6:30 7:00 7:30 8:00 8:30 9:00 9:30 10:00 10:30 11:00 11:30 12:00 12:30 1:00 1:30 2:00 2:30 3:00 Later than 3PM

Where is your ultimate destination for your morning trip? Walmart, Aldi, Main and College.

What time do you make your return trip to home using the current Aqua K? (approximately, please circle)

Before 11:30 AM 12:00 12:30 1:00 1:30 2:00 2:30 3:00 3:30 4:00 4:30 5:00 5:30 6:00 6:30 7:00 7:30 8:00 8:30 9:00 9:30

Where is your starting point for your return trip? Green A. - normal uptown

Do you use the current Aqua K during the midday, between 10:00 AM and 3:00 PM to or from home?

Yes [checked] No

Please circle 2 hours in the morning and 2 hours in the evening that are the most important for you to have transit service connecting to other fixed routes?

Morning: 6-8AM 7-9AM 8-10AM 9-11AM
Evening: 2-4PM 3-5PM 4-6PM 5-7PM 6-8PM 7-9PM

Would you prefer a connection to the proposed Purple route or Aqua route?

Purple Aqua [checked] No preference

Please provide any other comments here:

Kids that in high school miss their school buses. they need the aqua k route to take them to their destination. Morning and evening service is best needed.

over the (train) bridge no sidewalk to walk dangerous car speeds,



First mile/last mile survey

What time do you make your first trip from home using the current Aqua K? (approximately, please circle)

6:00 6:30 7:00 7:30 8:00 8:30 9:00 9:30 10:00 10:30 11:00 11:30 12:00 12:30 1:00 1:30 2:00 2:30 3:00 Later that 3PM

Where is your ultimate destination for your morning trip? Bowling/martial arts/LLC

What time do you make your return trip to home using the current Aqua K? (approximately, please circle)

Before 11:30 AM 12:00 12:30 1:00 1:30 2:00 2:30 3:00 3:30 4:00 4:30 5:00 5:30 6:00 6:30 7:00 7:30 8:00 8:30 9:00 9:30

Where is your starting point for your return trip? Bowling/martial arts/LLC

Do you use the current Aqua K during the midday, between 10:00 AM and 3:00 PM to or from home?

Yes X No

Please circle 2 hours in the morning and 2 hours in the evening that are the most important for you to have transit service connecting to other fixed routes?

Morning: 6-8AM 7-9AM 8-10AM 9-11AM
Evening: 2-4PM 3-5PM 4-6PM 5-7PM 6-8PM 7-9PM

Would you prefer a connection to the proposed Purple route or Aqua route?

Purple Aqua X No preference

Please provide any other comments here:

I used the Aqua K every so often for my sports bc I'm in special olympics so I do need it to get to my activities.



First mile/last mile survey

What time do you make your first trip from home using the current Aqua K? (approximately, please circle)

6:00 6:30 7:00 7:30 8:00 8:30 9:00 9:30 10:00 10:30 11:00 11:30 12:00 12:30 1:00 1:30 2:00 2:30 3:00 Later than 3PM

Where is your ultimate destination for your morning trip? Illinois State University

What time do you make your return trip to home using the current Aqua K? (approximately, please circle)

Before 11:30 AM 12:00 12:30 1:00 1:30 2:00 2:30 3:00 3:30 4:00 4:30 5:00 5:30 6:00 6:30 7:00 7:30 8:00 8:30 9:00 9:30

Where is your starting point for your return trip? ISU (Time varies by day)

Do you use the current Aqua K during the midday, between 10:00 AM and 3:00 PM to or from home?

Yes [checked] No

Please circle 2 hours in the morning and 2 hours in the evening that are the most important for you to have transit service connecting to other fixed routes?

Morning: 6-8AM 7-9AM 8-10AM 9-11AM

Evening: 2-4PM 3-5PM 4-6PM 5-7PM 6-8PM 7-9PM

Would you prefer a connection to the proposed Purple route or Aqua route?

Purple Aqua [checked] No preference

Please provide any other comments here:

People on this route do need a public transit option, even if during limited hours. Providing this transportation may not be the most valuable, but it is valuable to the riders and to the city.

Also, benches & shelters at more bus stops would be great.



First mile/last mile survey

What time do you make your first trip from home using the current Aqua K? (approximately, please circle)

6:00 6:30 7:00 7:30 8:00 8:30 9:00 9:30 10:00 10:30 11:00 11:30 12:00 12:30 1:00 1:30 2:00 2:30 3:00 Later than 3PM

Where is your ultimate destination for your morning trip? WORK

What time do you make your return trip to home using the current Aqua K? (approximately, please circle)

Before 11:30 AM 12:00 12:30 1:00 1:30 2:00 2:30 3:00 3:30 4:00 4:30 5:00 5:30 6:00 6:30 7:00 7:30 8:00 8:30 9:00 9:30

Where is your starting point for your return trip? WORK TO HOME

Do you use the current Aqua K during the midday, between 10:00 AM and 3:00 PM to or from home?

Yes ~~_____~~ No _____

Please circle 2 hours in the morning and 2 hours in the evening that are the most important for you to have transit service connecting to other fixed routes?

Morning: 6-8AM 7-9AM 8-10AM 9-11AM
Evening: 2-4PM 3-5PM 4-6PM 5-7PM 6-8PM 7-9PM

Would you prefer a connection to the proposed Purple route or Aqua route?

Purple _____ Aqua _____ No preference _____

Please provide any other comments here:

PLEASE Keep Hilltop shuttle to go thru Hilltop !!!

Arti Danitt and Speaking for all of Hilltop
Thank you



First mile/last mile survey

What time do you make your first trip from home using the current Aqua K? (approximately, please circle)

6:00 6:30 7:00 7:30 8:30 9:00 9:30 10:00 10:30 11:00 11:30 12:00 12:30 1:00 1:30 2:00 2:30 3:00 Later that 3PM

Where is your ultimate destination for your morning trip? _____

What time do you make your return trip to home using the current Aqua K? (approximately, please circle)

Before 11:30 AM 12:00 12:30 1:00 1:30 2:00 2:30 3:00 3:30 4:00 4:30 5:00 5:30 6:00 6:30 7:00 7:30 8:00 8:30 9:00 9:30

Where is your starting point for your return trip? _____

Do you use the current Aqua K during the midday, between 10:00 AM and 3:00 PM to or from home?

Yes No

Please circle 2 hours in the morning and 2 hours in the evening that are the most important for you to have transit service connecting to other fixed routes?

Morning: 6-8AM 7-9AM 8-10AM 9-11AM
Evening: 2-4PM 3-5PM 4-6PM 5-7PM 6-8PM 7-9PM

Would you prefer a connection to the proposed Purple route or Aqua route?

Purple _____ Aqua _____ No preference _____

Please provide any other comments here:

Please consider a route between the peak hours. Many people need to get around Peoria going to work.



First mile/last mile survey

What time do you make your first trip from home using the current Aqua K? (approximately, please circle)

6:00 6:30 7:00 7:30 8:00 8:30 9:00 9:30 10:00 10:30 11:00 11:30 12:00 12:30 1:00 1:30 2:00 2:30 3:00 Later that 3PM

Where is your ultimate destination for your morning trip? work / child care

What time do you make your return trip to home using the current Aqua K? (approximately, please circle)

Before 11:30 AM 12:00 12:30 1:00 1:30 2:00 2:30 3:00 3:30 4:00 4:30 5:00 5:30 6:00 6:30 7:00 7:30 8:00 8:30 9:00 9:30

Where is your starting point for your return trip?

Do you use the current Aqua K during the midday, between 10:00 AM and 3:00 PM to or from home?

Yes [checked] No

Please circle 2 hours in the morning and 2 hours in the evening that are the most important for you to have transit service connecting to other fixed routes?

Morning: 6-8AM 7-9AM 8-10AM 9-11AM
Evening: 2-4PM 3-5PM 4-6PM 5-7PM 6-8PM 7-9PM

Would you prefer a connection to the proposed Purple route or Aqua route?

Purple [checked] Aqua No preference

Please provide any other comments here:
[Blank lines for comments]



First mile/last mile survey

What time do you make your first trip from home using the current Aqua K? (approximately, please circle)

6:00 6:30 7:00 7:30 8:00 8:30 9:00 9:30 10:00 10:30 11:00 11:30 12:00 12:30 1:00 1:30 2:00 2:30 3:00 Later that 3PM

Where is your ultimate destination for your morning trip? HCC

What time do you make your return trip to home using the current Aqua K? (approximately, please circle)

Before 11:30 AM 12:00 12:30 1:00 1:30 2:00 2:30 3:00 3:30 4:00 4:30 5:00 5:30 6:00 6:30 7:00 7:30 8:00 8:30 9:00 9:30

Where is your starting point for your return trip? HCC

Do you use the current Aqua K during the midday, between 10:00 AM and 3:00 PM to or from home?

Yes X No _____

Please circle 2 hours in the morning and 2 hours in the evening that are the most important for you to have transit service connecting to other fixed routes?

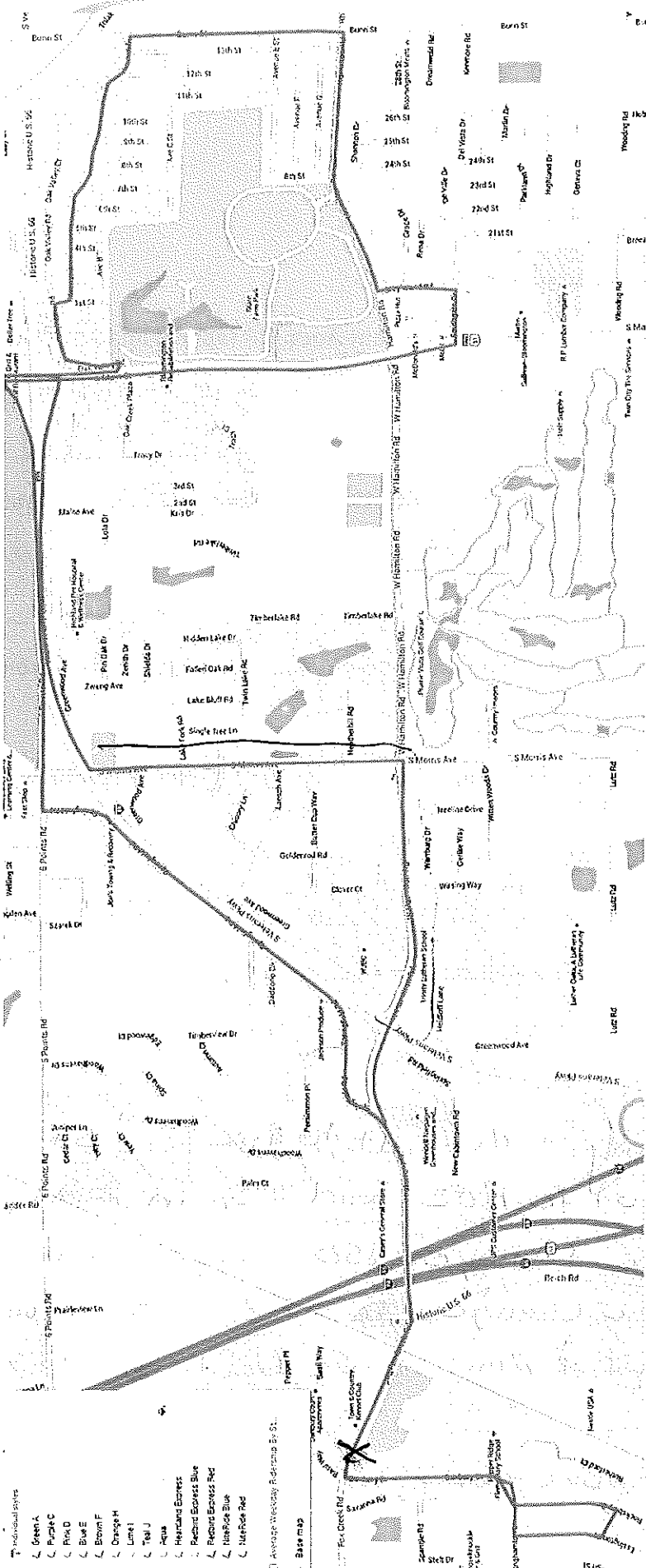
Morning: 6-8AM 7-9AM 8-10AM 9-11AM
Evening: 2-4PM 3-5PM 4-6PM 5-7PM 6-8PM 7-9PM

Would you prefer a connection to the proposed Purple route or Aqua route?

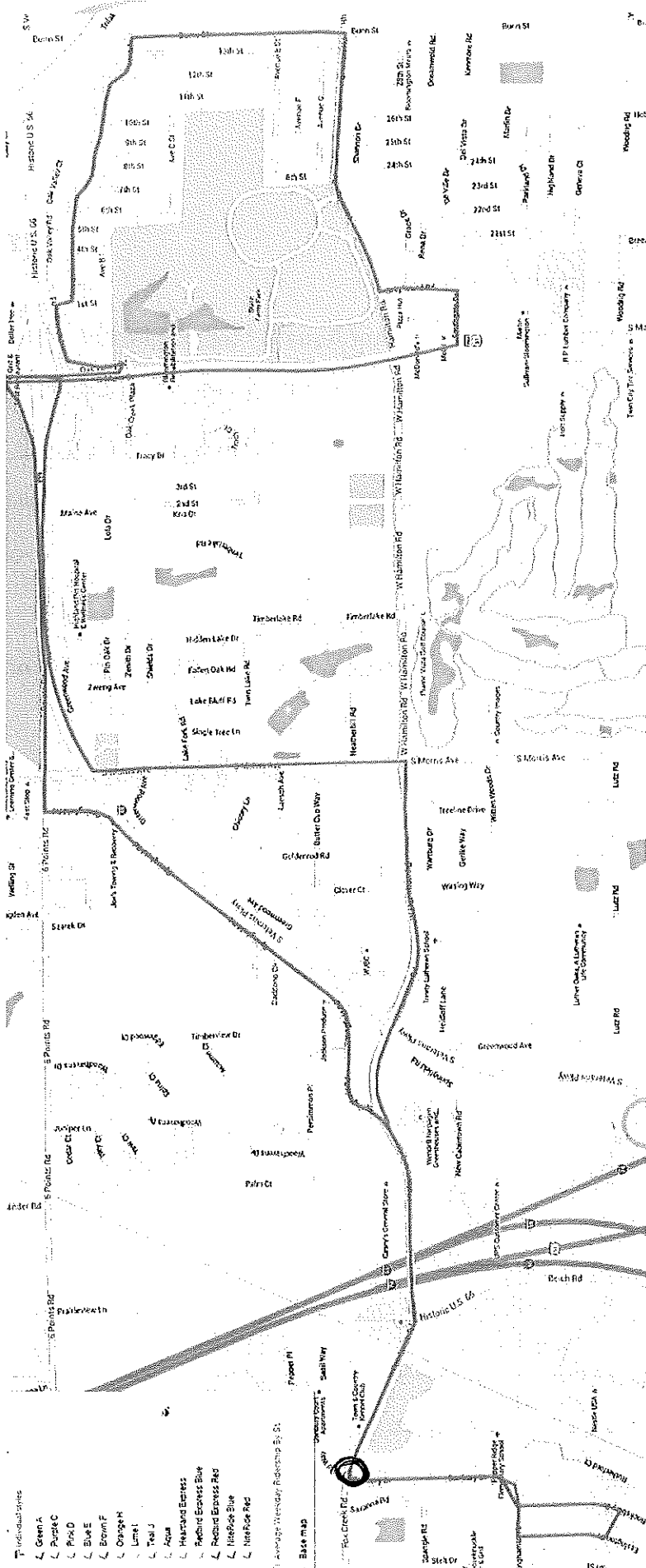
Purple _____ Aqua X No preference _____

Please provide any other comments here:

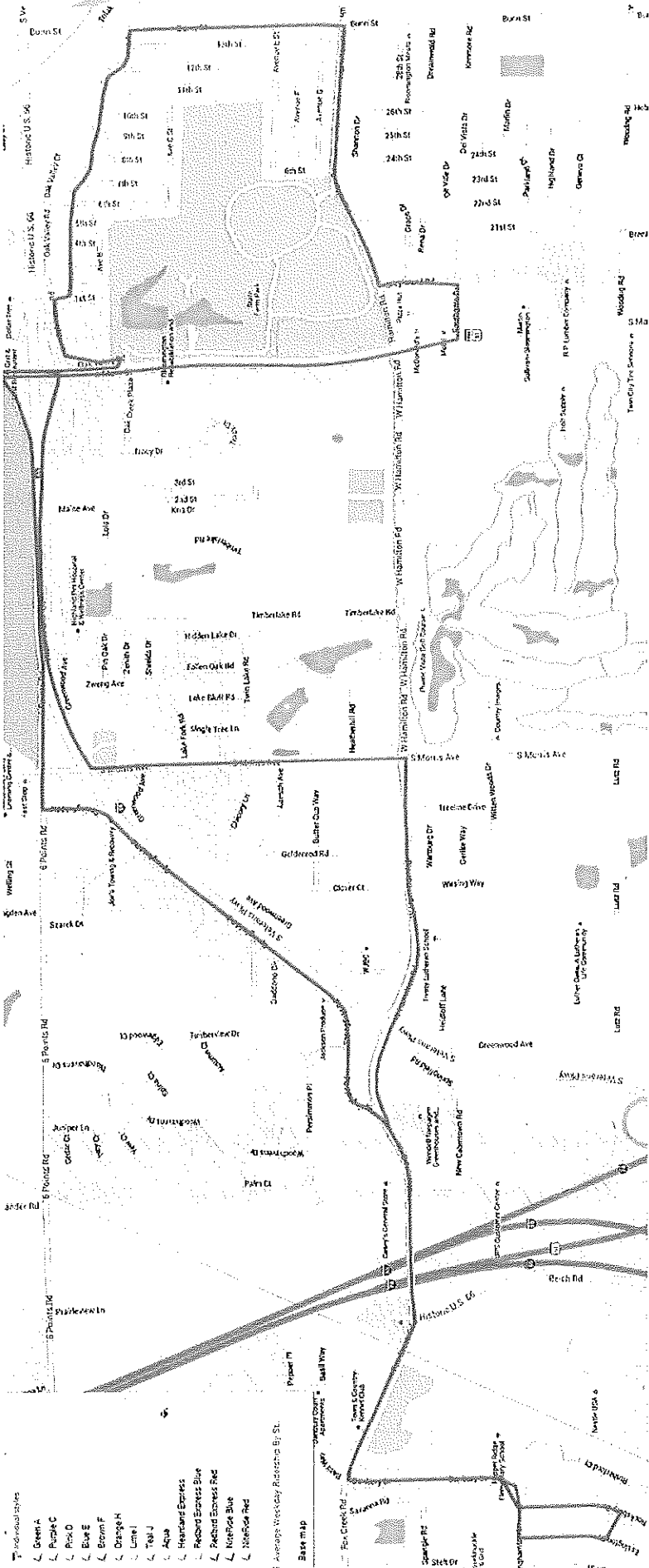
The problem I'm having is difficult to talk about start and stop because I got to HCC and I'm in next few years and class time changes ALSO next year I'm going to I SU and class time change. I want to ride the bus and get a job but want if I don't have bus to get to job? You really don't have should keep a fast bus every hour in Dan bunn



Please mark with an X on the map where you currently use the Aqua K.

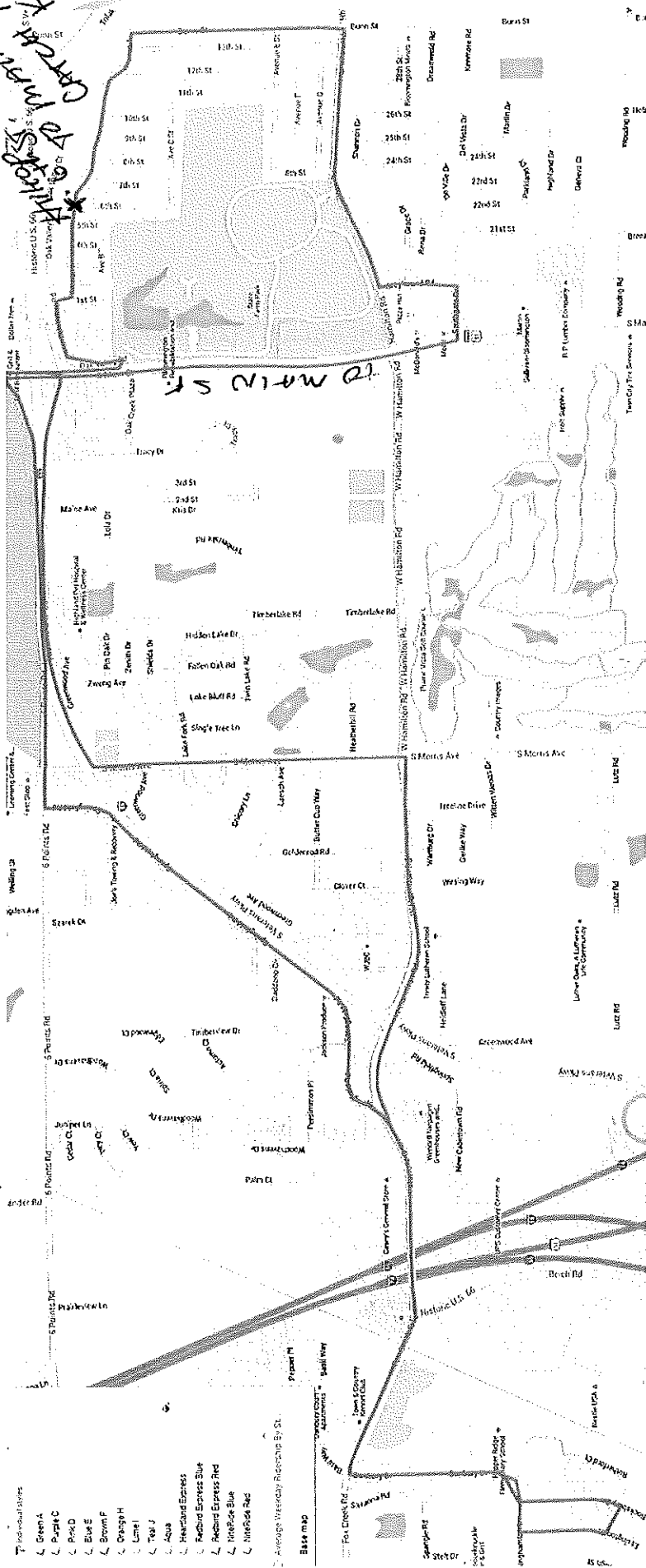


Please mark with an X on the map where you currently use the Aqua K.

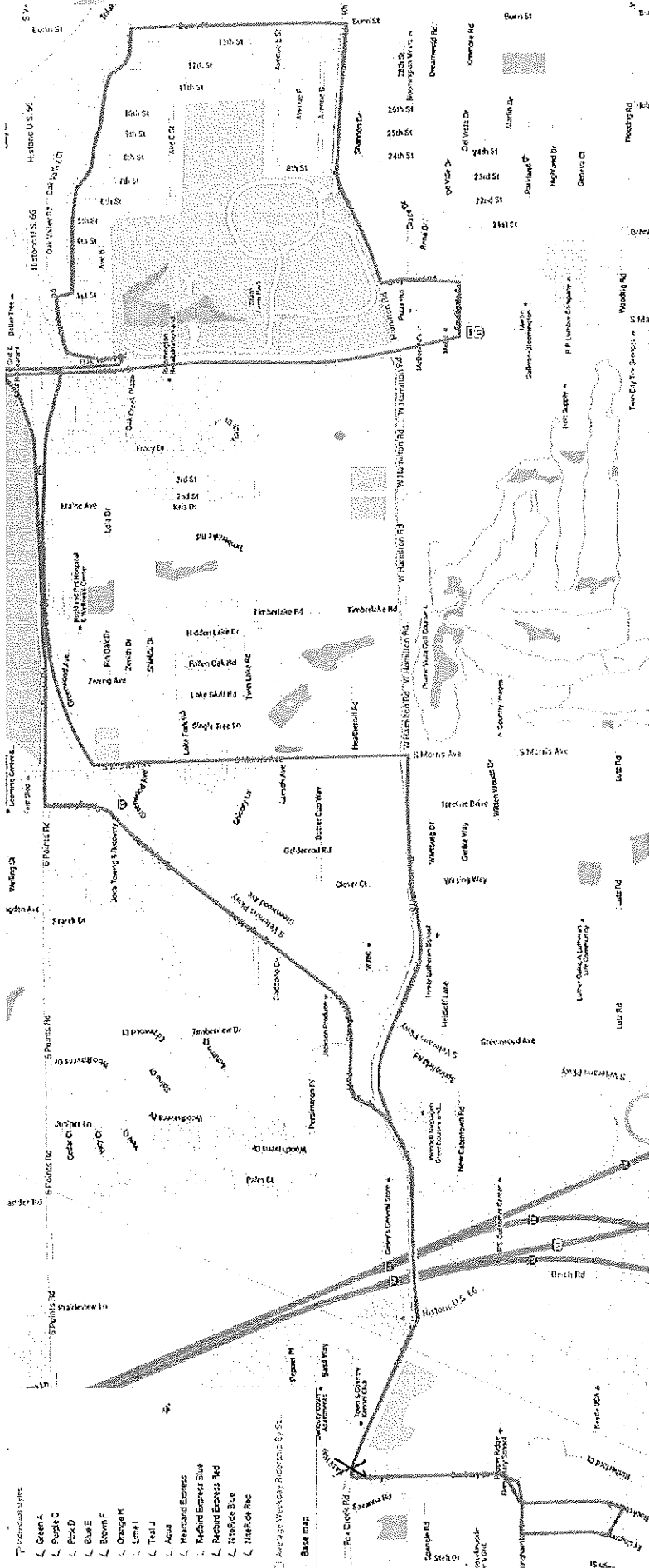


Please mark with an X on the map where you currently use the Aqua K.

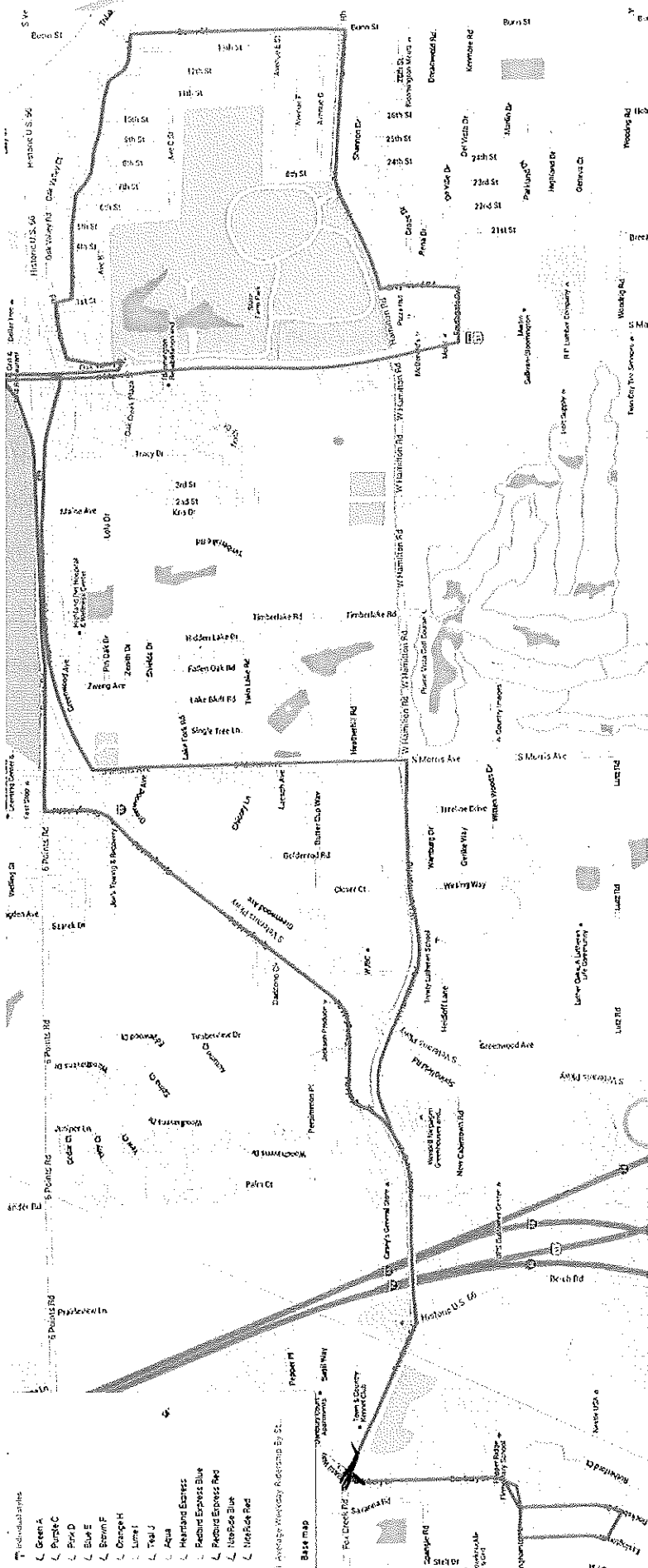
12 of us
 to Aqua K
 to main st
 Aqua K



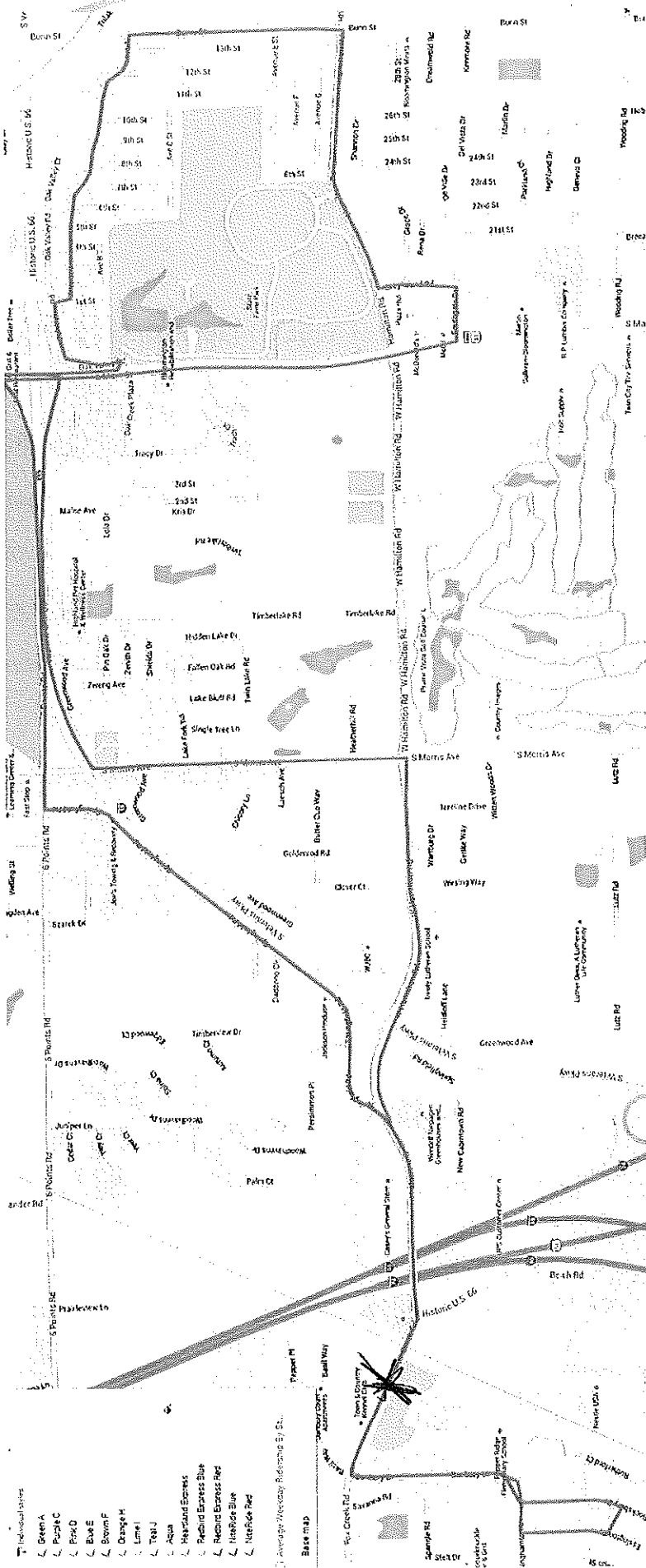
**Please mark with an X on the map where you
 currently use the Aqua K.**



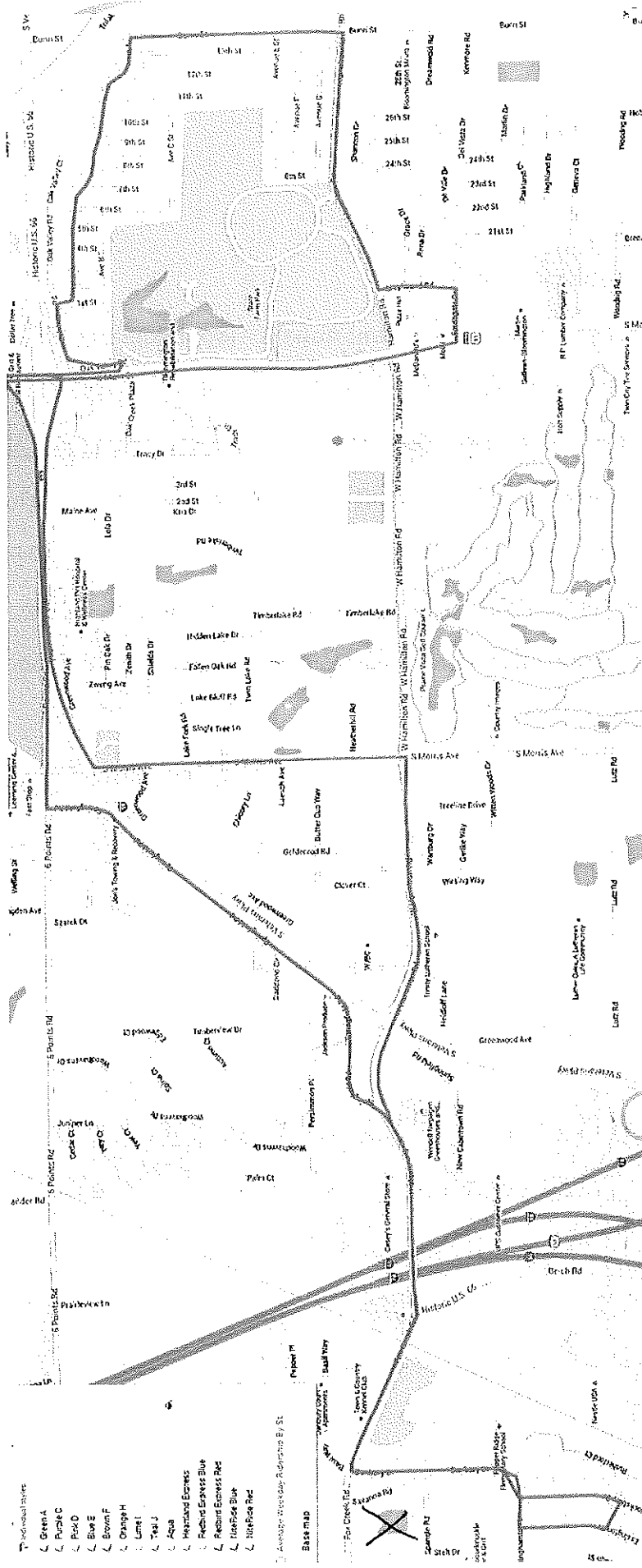
**Please mark with an X on the map where you
currently use the Aqua K.**



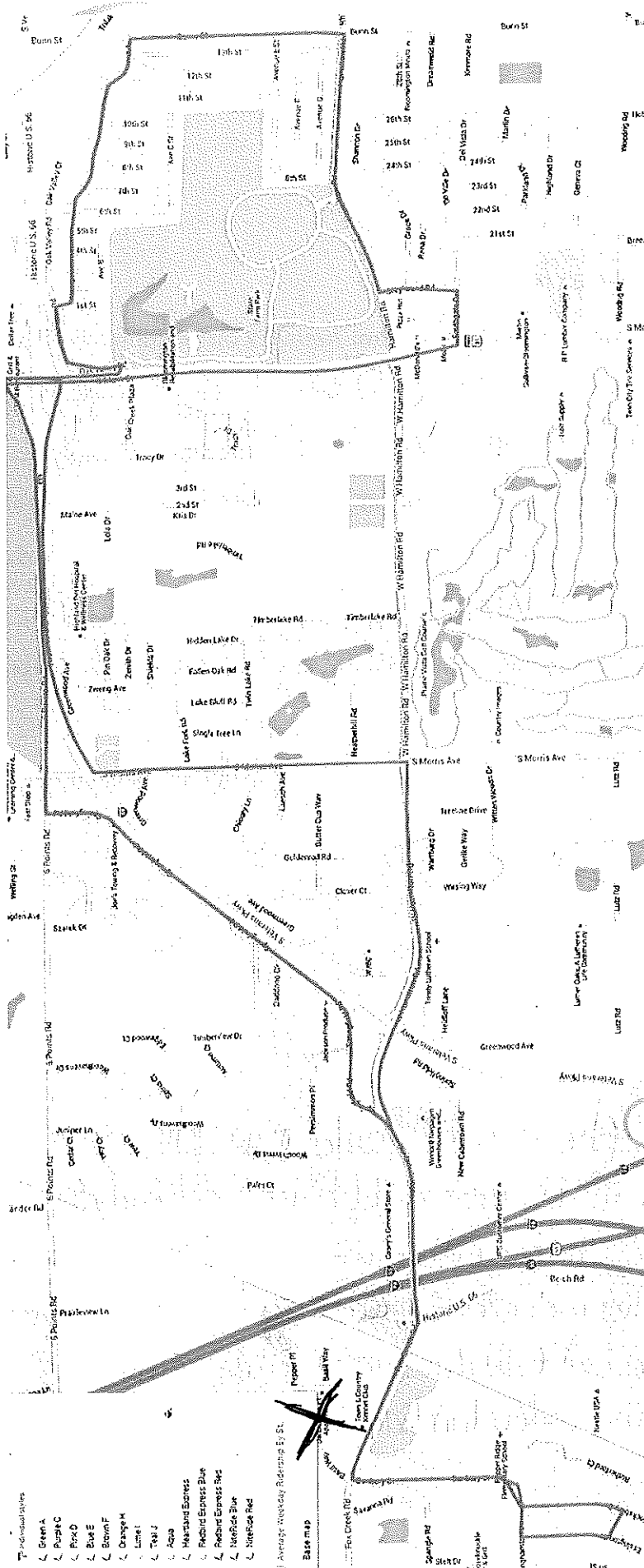
Please mark with an X on the map where you currently use the Aqua K.



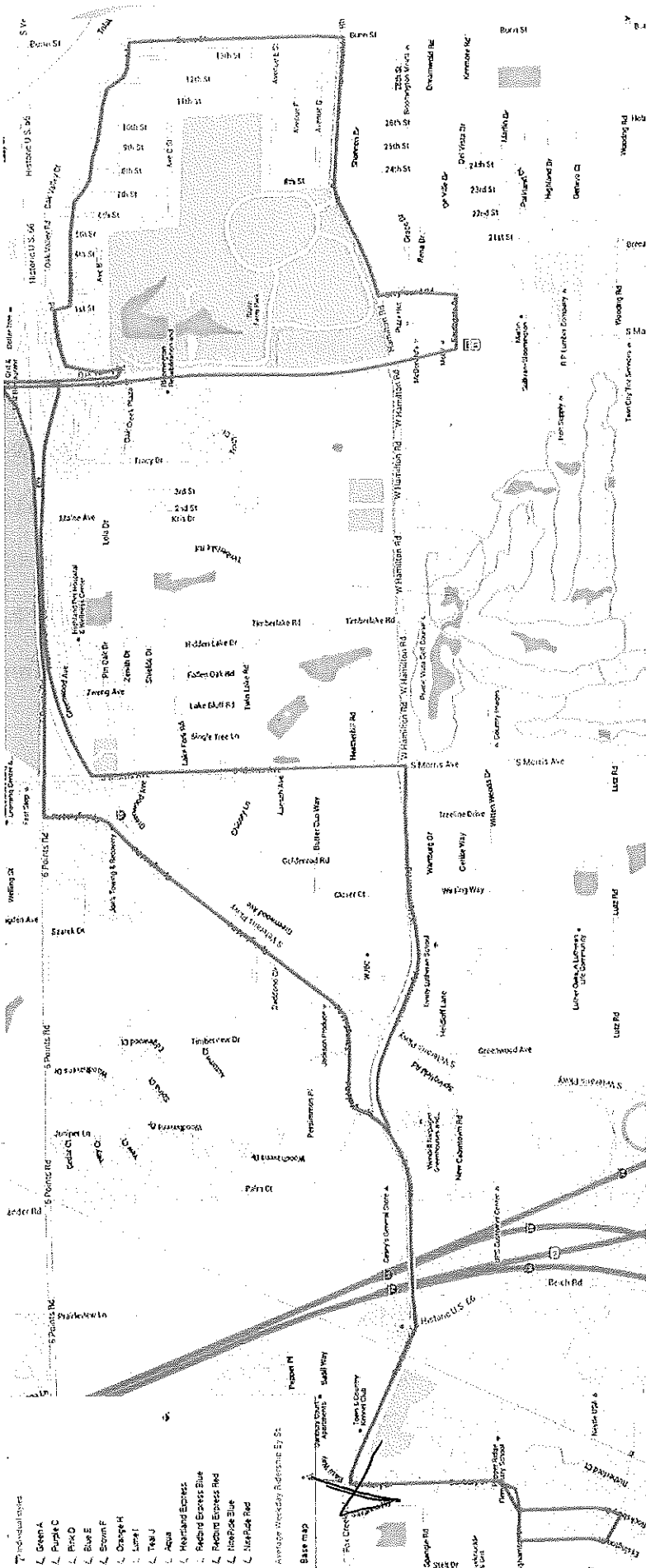
Please mark with an X on the map where you currently use the Aqua K.



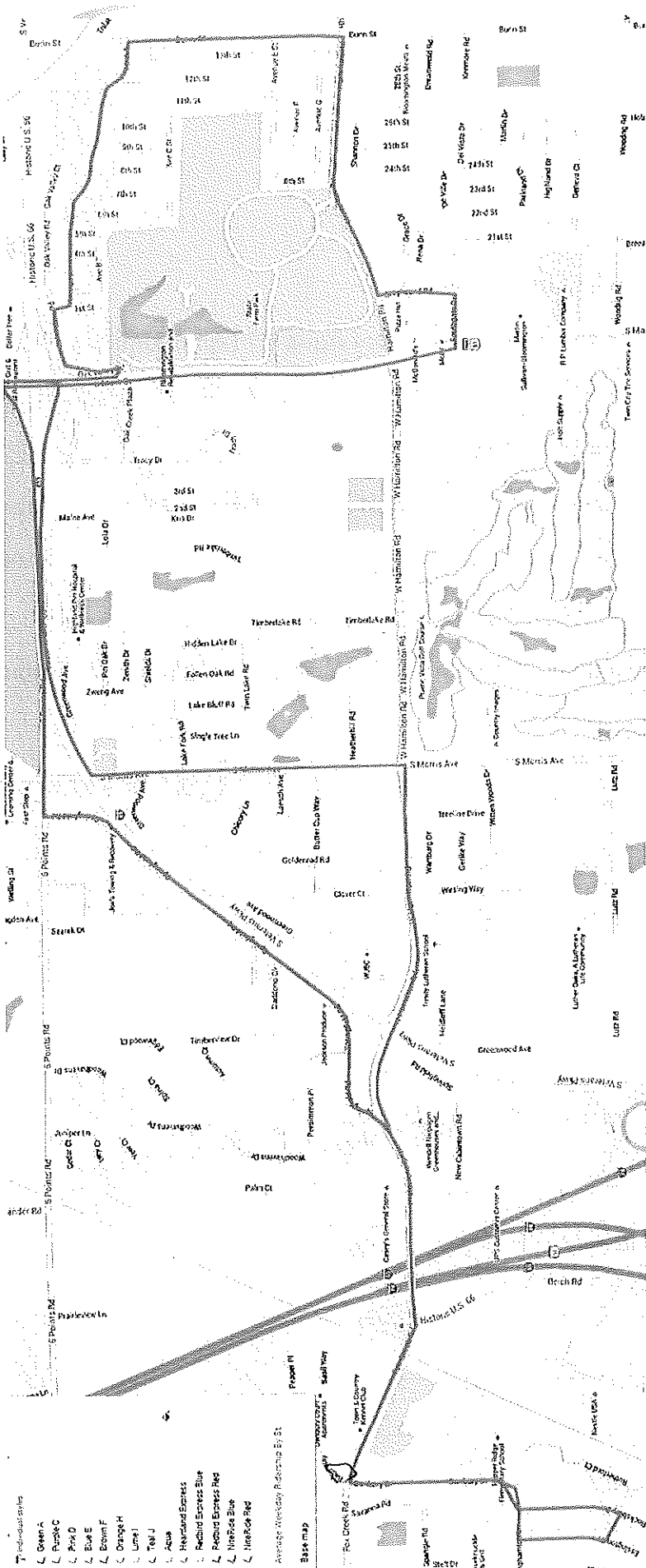
Please mark with an X on the map where you currently use the Aqua K.



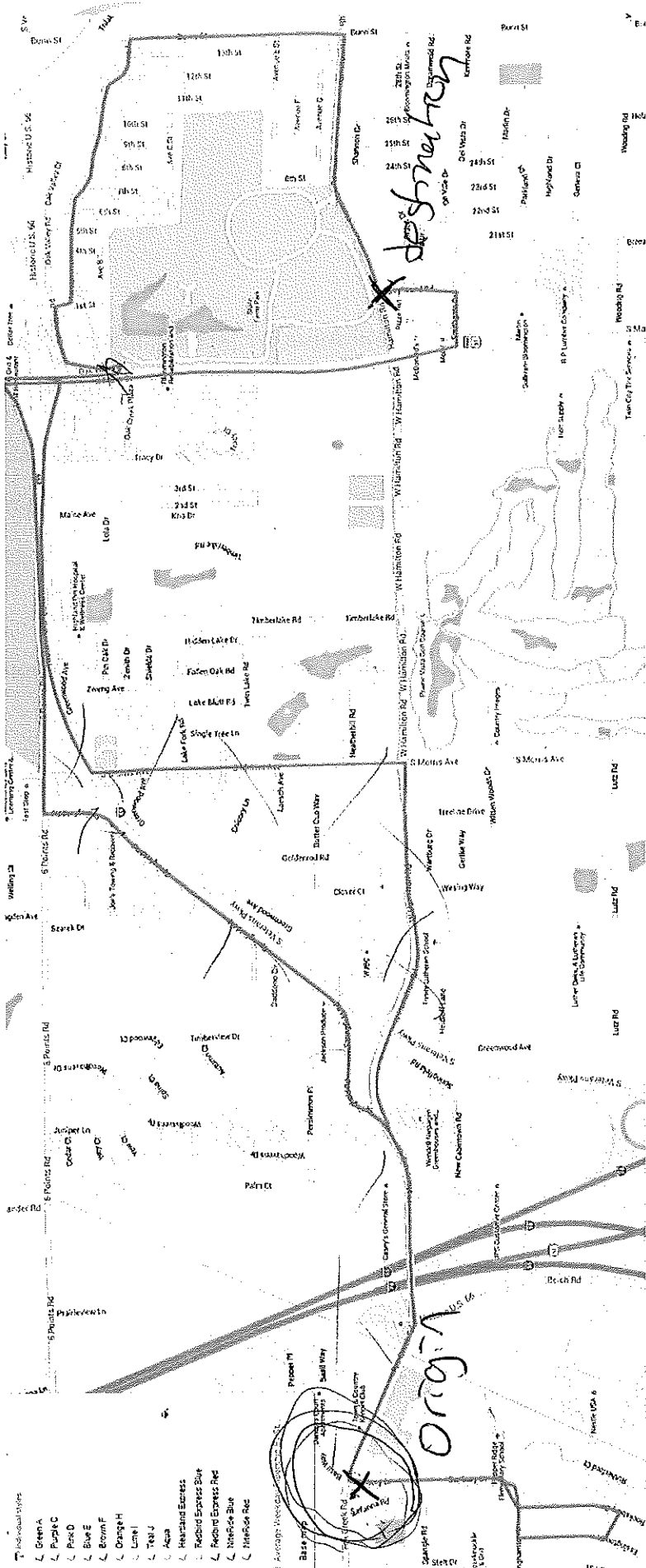
Please mark with an X on the map where you currently use the Aqua K.



Please mark with an X on the map where you currently use the Aqua K.



**Please mark with an X on the map where you
currently use the Aqua K.**



desmet

sr

sr

Please mark with an X on the map where you currently use the Aqua K.

Survey Summary - Listening Session - June 15, 2016 - Prairieland Elementary

1. What time do you make your first trip from home using the current Blue E? (approximately, please circle)

6:00	6:30	7:00	7:30	8:00	8:30	9:00	9:30	10:00	10:30	11:00	11:30	12:00	12:30	13:00	13:30	14:00	14:30	15:00	After 3PM	
	3	3	1		1	1			1	1										

3. What time do you make your return trip to home using the current Blue E? (approximately, please circle)

Before 11:30	12:00	12:30	13:00	13:30	14:00	14:30	15:00	15:30	16:00	16:30	17:00	17:30	18:00	18:30	19:00	19:30	20:00	20:30	21:00	21:30	
	1					1			2	5	1	3		1							

5. Do you use the current Blue E during the midday, between 10:00 AM and 3:00 PM

Yes	No
2	5

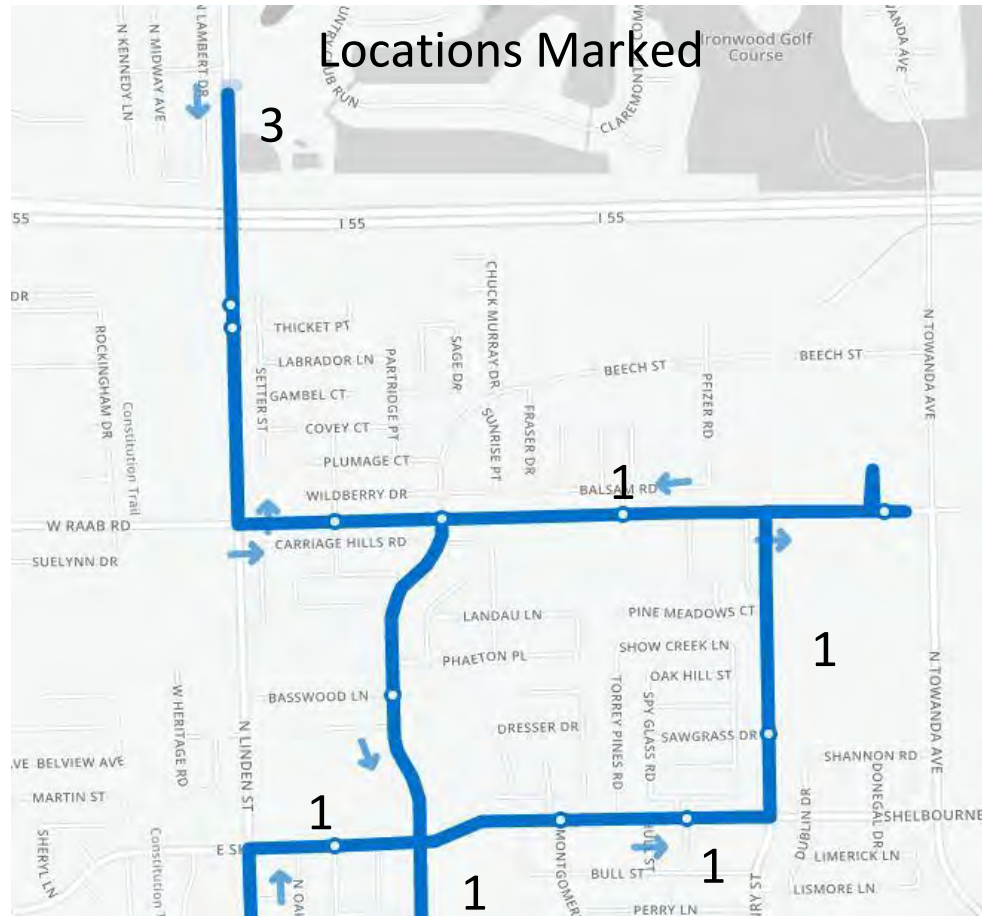
6. Please circle 2 hour in the morning and 2 hours in the evening that are the most important for you to have transit service connecting to other fixed routes?

Morning 6-8 AM 7-9AM 8-10AM 9-11AM

4	5	2	1
---	---	---	---

Evening 2-4PM 3-5PM 4-6PM 5-7PM 6-8PM 7-9PM

3	5	2
---	---	---





First mile/last mile survey

What time do you make your first trip from home using the current Blue E? (approximately, please circle)

6:00 6:30 7:00 7:30 8:00 8:30 9:00 9:30 10:00 10:30 11:00 11:30 12:00 12:30 1:00 1:30 2:00 2:30 3:00 Later than 3PM

Where is your ultimate destination for your morning trip? ISU

What time do you make your return trip to home using the current Blue E? (approximately, please circle)

Before 11:30 AM 12:00 12:30 1:00 1:30 2:00 2:30 3:00 3:30 4:00 4:30 5:00 5:30 6:00 6:30 7:00 7:30 8:00 8:30 9:00 9:30

Where is your starting point for your return trip? Ironwood Garden Apartments

Do you use the current Blue E during the midday, between 10:00 AM and 3:00 PM to or from home?

Yes No X but very rarely around noon

Please circle 2 hours in the morning and 2 hours in the evening that are the most important for you to have transit service connecting to other fixed routes?

Morning: 6-8AM 7-9AM 8-10AM 9-11AM

Evening: 2-4PM 3-5PM 4-6PM 5-7PM 6-8PM 7-9PM

Please provide any other comments here:

There are more ride BLUE-E to ISU. But they are not here today. Please don't think today count is accurate.



First mile/last mile survey

What time do you make your first trip from home using the current Blue E? (approximately, please circle)

6:00 6:30 7:00 7:30 8:00 8:30 9:00 9:30 10:00 10:30 11:00 11:30 12:00 12:30 1:00 1:30 2:00 2:30 3:00 Later than 3PM

Where is your ultimate destination for your morning trip? ISU

What time do you make your return trip to home using the current Blue E? (approximately, please circle)

Before 11:30 AM 12:00 12:30 1:00 1:30 2:00 2:30 3:00 3:30 4:00 4:30 5:00 5:30 6:00 6:30 7:00 7:30 8:00 8:30 9:00 9:30

Where is your starting point for your return trip? UPTOWN STATION

Do you use the current Blue E during the midday, between 10:00 AM and 3:00 PM to or from home?

Yes _____ No _____ SOMETIMES GOING TO THE DOCTOR OFFICE AROUND COLLEGE AVENUE

Please circle 2 hours in the morning and 2 hours in the evening that are the most important for you to have transit service connecting to other fixed routes?

Morning: 6-8AM 7-9AM 8-10AM 9-11AM
Evening: 2-4PM 3-5PM 4-6PM 5-7PM 6-8PM 7-9PM

Please provide any other comments here:
Olive - Beech
PASS FMLM



First mile/last mile survey

What time do you make your first trip from home using the current Blue E? (approximately, please circle)

6:00 6:30 (7:00) 7:30 8:00 8:30 9:00 9:30 10:00 10:30 11:00 11:30 12:00 12:30 1:00 1:30 2:00 2:30 3:00 Later than 3PM

Where is your ultimate destination for your morning trip? _____

What time do you make your return trip to home using the current Blue E? (approximately, please circle)

Before 11:30 AM 12:00 12:30 1:00 1:30 2:00 2:30 3:00 3:30 (4:00) (4:30) 5:00 5:30 6:00 6:30 7:00 7:30 8:00 8:30 9:00 9:30

Where is your starting point for your return trip? Road E Wintergreen

Do you use the current Blue E during the midday, between 10:00 AM and 3:00 PM to or from home?

Yes _____ No

Please circle 2 hours in the morning and 2 hours in the evening that are the most important for you to have transit service connecting to other fixed routes?

Morning: 6-8AM (7-9AM) 8-10AM 9-11AM
Evening: 2-4PM 3-5PM (4-6PM) 5-7PM 6-8PM 7-9PM

Please provide any other comments here:
Disappointed in CT and town of Normal for deciding to cut service to people who use service regardless of size of residency. The goal of this type of service is to be available not just where the most people are, there are other options available from those being dropped. Blue routes are a better option. The option provided is not the answer.



First mile/last mile survey

What time do you make your first trip from home using the current Blue E? (approximately, please circle)
I do not use the blue E from home. I start with the yellow B then the blue E.
6:00 6:30 7:00 7:30 8:00 8:30 9:00 9:30 10:00 10:30 11:00 11:30 12:00 12:30 1:00 1:30 2:00 2:30 3:00 Later than 3PM

Where is your ultimate destination for your morning trip? The Baby Fold at Beech and Oglesby

What time do you make your return trip to home using the current Blue E? (approximately, please circle)

Before 11:30 AM 12:00 12:30 1:00 1:30 2:00 2:30 3:00 3:30 4:00 4:30 5:00 5:30 6:00 6:30 7:00 7:30 8:00 8:30 9:00 9:30

Where is your starting point for your return trip? Beech and Oglesby or Shelbourne Apts.

Do you use the current Blue E during the midday, between 10:00 AM and 3:00 PM to or from home?

Yes No X

Please circle 2 hours in the morning and 2 hours in the evening that are the most important for you to have transit service connecting to other fixed routes?

Morning: 6-8AM 7-9AM 8-10AM 9-11AM
Evening: 2-4PM 3-5PM 4-6PM 5-7PM 6-8PM 7-9PM

Please provide any other comments here:

It will be interesting to see how transfers will work with the new routes. I will need to get from Uptown Station onto the Olive to get to Shelbourne and Beech.



First mile/last mile survey

What time do you make your first trip from home using the current Blue E? (approximately, please circle)

6:00 6:30 7:00 7:30 8:00 8:30 9:00 9:30 10:00 10:30 11:00 11:30 12:00 12:30 1:00 1:30 2:00 2:30 3:00 Later than 3PM

Where is your ultimate destination for your morning trip? Walgreens for prescriptions with transfers

What time do you make your return trip to home using the current Blue E? (approximately, please circle)

Before 11:30 AM 12:00 12:30 1:00 1:30 2:00 2:30 3:00 3:30 4:00 4:30 5:00 5:30 6:00 6:30 7:00 7:30 8:00 8:30 9:00 9:30

Where is your starting point for your return trip? Walgreens; Staples; Meijer

Do you use the current Blue E during the midday, between 10:00 AM and 3:00 PM to or from home?

Yes [checked] No

Please circle 2 hours in the morning and 2 hours in the evening that are the most important for you to have transit service connecting to other fixed routes?

Morning: 6-8AM 7-9AM 8-10AM 9-11AM
Evening: 2-4PM 3-5PM 4-6PM 5-7PM 6-8PM 7-9PM

Please provide any other comments here:

The bus is my only means of transportation since my traumatic brain injury. I can't walk very far & my closest bus would be a mile!



First mile/last mile survey

What time do you make your first trip from home using the current Blue E? (approximately, please circle)

6:00 6:30 7:00 7:30 8:00 8:30 9:00 9:30 10:00 10:30 11:00 11:30 12:00 12:30 1:00 1:30 2:00 2:30 3:00 Later than 3PM

Where is your ultimate destination for your morning trip? GROWMARK ON Towanda

What time do you make your return trip to home using the current Blue E? (approximately, please circle)

Before 11:30 AM 12:00 12:30 1:00 1:30 2:00 2:30 3:00 3:30 4:00 4:30 5:00 5:30 6:00 6:30 7:00 7:30 8:00 8:30 9:00 9:30

Where is your starting point for your return trip? Yellow - GROWMARK / IAA & Clearwater

Blue - Uptown Station

Do you use the current Blue E during the midday, between 10:00 AM and 3:00 PM to or from home?

Yes No X

Please circle 2 hours in the morning and 2 hours in the evening that are the most important for you to have transit service connecting to other fixed routes?

- Morning: 6-8AM 7-9AM 8-10AM 9-11AM
Evening: 2-4PM 3-5PM 4-6PM 5-7PM 6-8PM 7-9PM

Please provide any other comments here: [Lined area for handwritten comments]



First mile/last mile survey

What time do you make your first trip from home using the current Blue E? (approximately, please circle)

6:00 6:30 7:00 7:30 8:00 8:30 9:00 9:30 10:00 10:30 11:00 11:30 12:00 12:30 1:00 1:30 2:00 2:30 3:00 Later than 3PM

Where is your ultimate destination for your morning trip? SF. Downtown Alvarado

What time do you make your return trip to home using the current Blue E? (approximately, please circle)

Before 11:30 AM 12:00 12:30 1:00 1:30 2:00 2:30 3:00 3:30 4:00 4:30 5:00 5:30 6:00 6:30 7:00 7:30 8:00 8:30 9:00 9:30

Where is your starting point for your return trip? Downtown Bryant

Do you use the current Blue E during the midday, between 10:00 AM and 3:00 PM to or from home?

Yes No

Please circle 2 hours in the morning and 2 hours in the evening that are the most important for you to have transit service connecting to other fixed routes?

Morning: 6-8AM 7-9AM 8-10AM 9-11AM
Evening: 2-4PM 3-5PM 4-6PM 5-7PM 6-8PM 7-9PM

Please provide any other comments here:

Multiple horizontal lines for providing comments.



First mile/last mile survey

What time do you make your first trip from home using the current Blue E? (approximately, please circle)

6:00 (6:30) 7:00 7:30 8:00 8:30 9:00 9:30 10:00 10:30 11:00 11:30 12:00 12:30 1:00 1:30 2:00 2:30 3:00 Later that 3PM

Where is your ultimate destination for your morning trip? LSU

What time do you make your return trip to home using the current Blue E? (approximately, please circle)

Before 11:30 AM 12:00 12:30 1:00 1:30 2:00 (2:30) 3:00 3:30 4:00 4:30 5:00 5:30 6:00 6:30 7:00 7:30 8:00 8:30 9:00 9:30

Where is your starting point for your return trip? uptown station

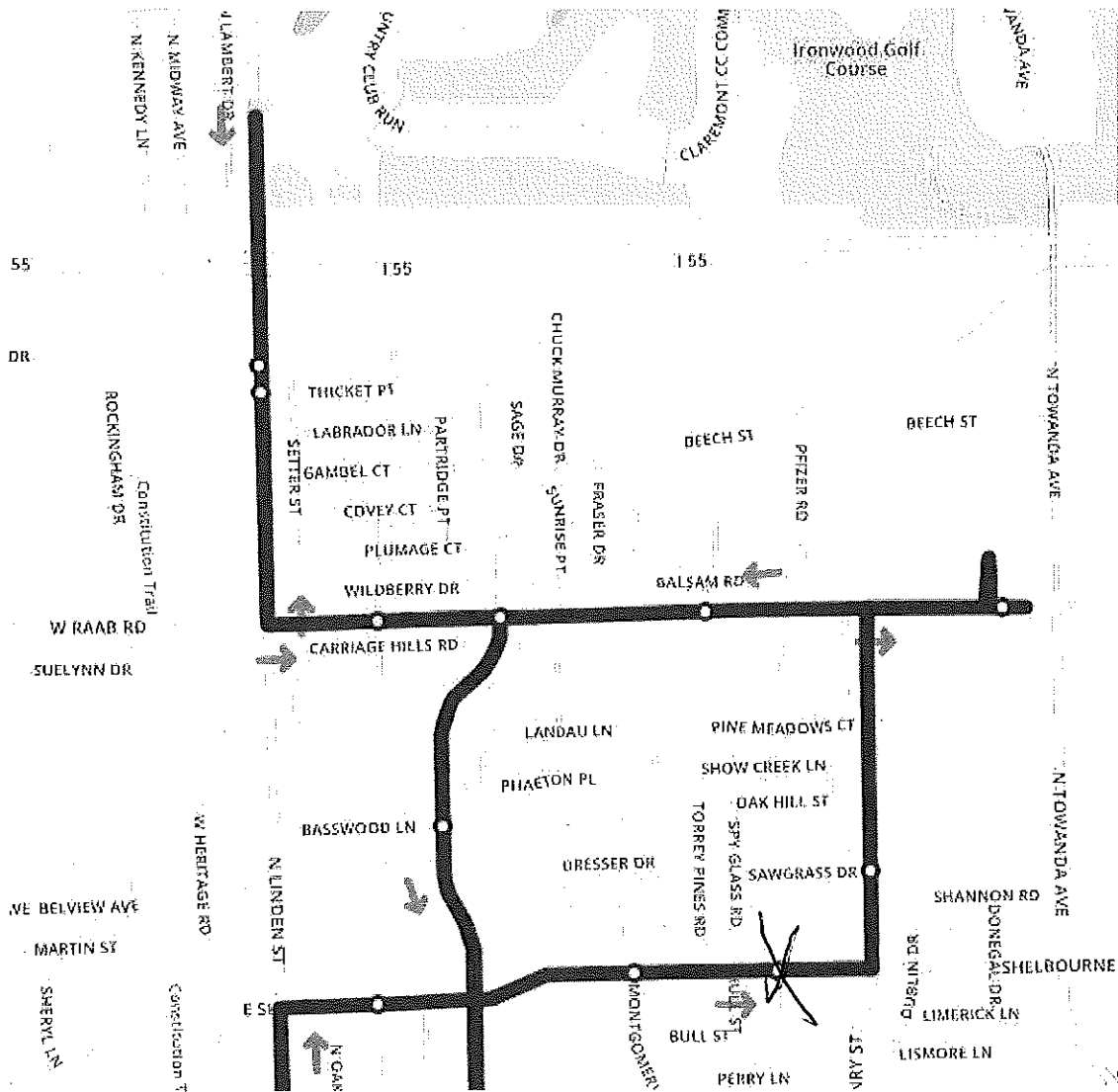
Do you use the current Blue E during the midday, between 10:00 AM and 3:00 PM to or from home?

Yes No

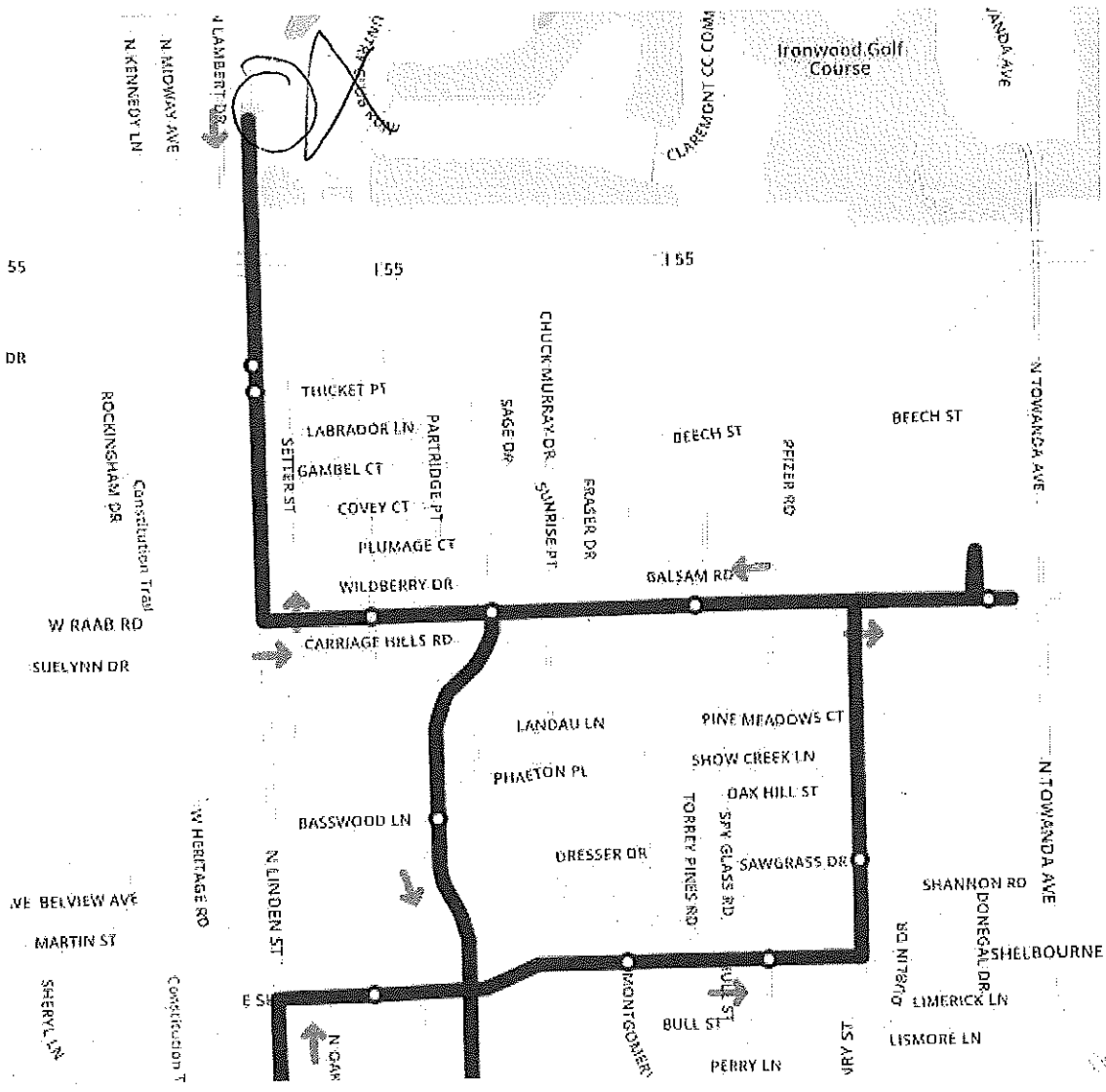
Please circle 2 hours in the morning and 2 hours in the evening that are the most important for you to have transit service connecting to other fixed routes?

Morning: (6-8AM) 7-9AM 8-10AM 9-11AM
Evening: 2-4PM (3-5PM) 4-6PM 5-7PM 6-8PM 7-9PM

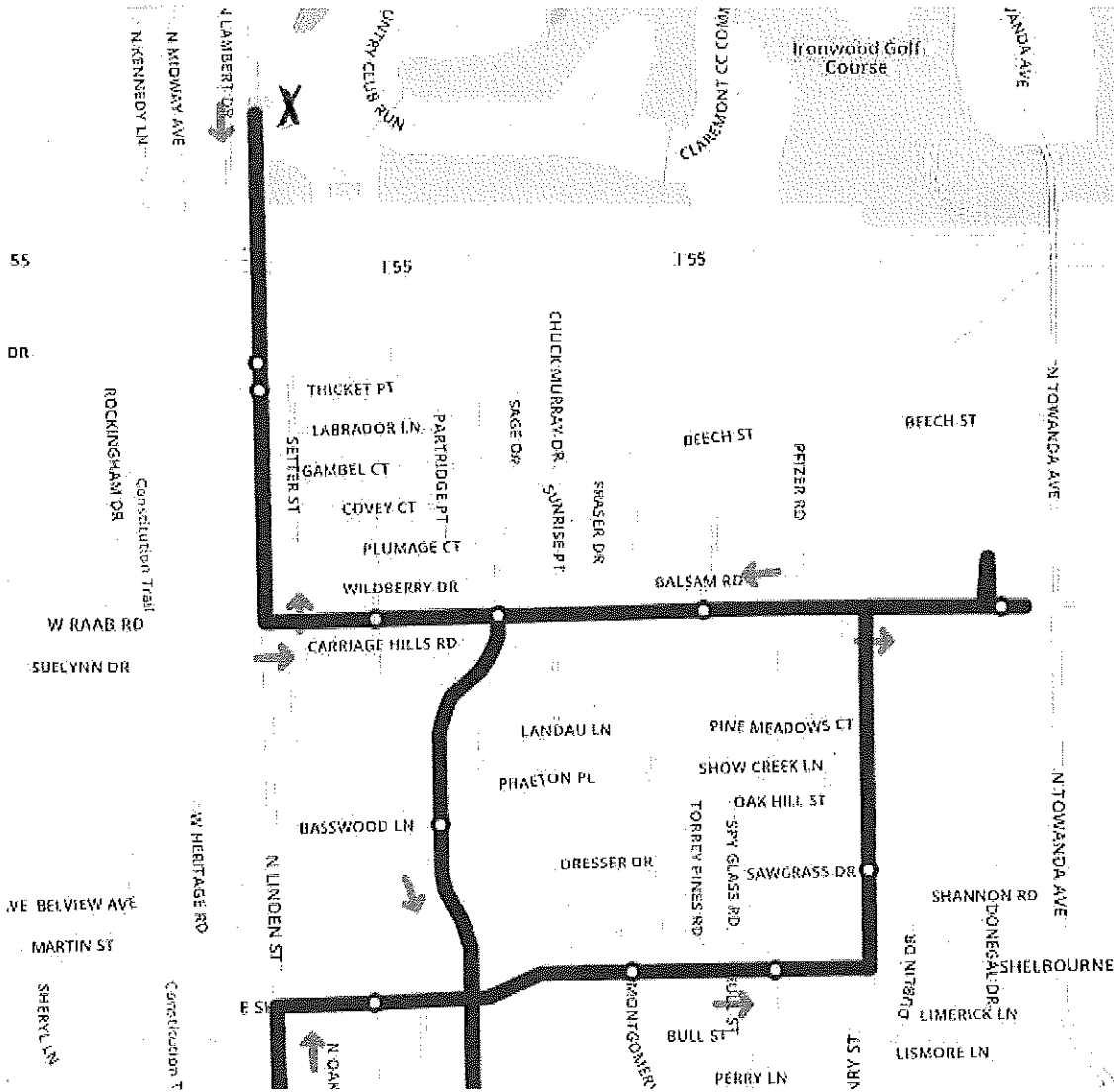
Please provide any other comments here:
[Blank lines for comments]



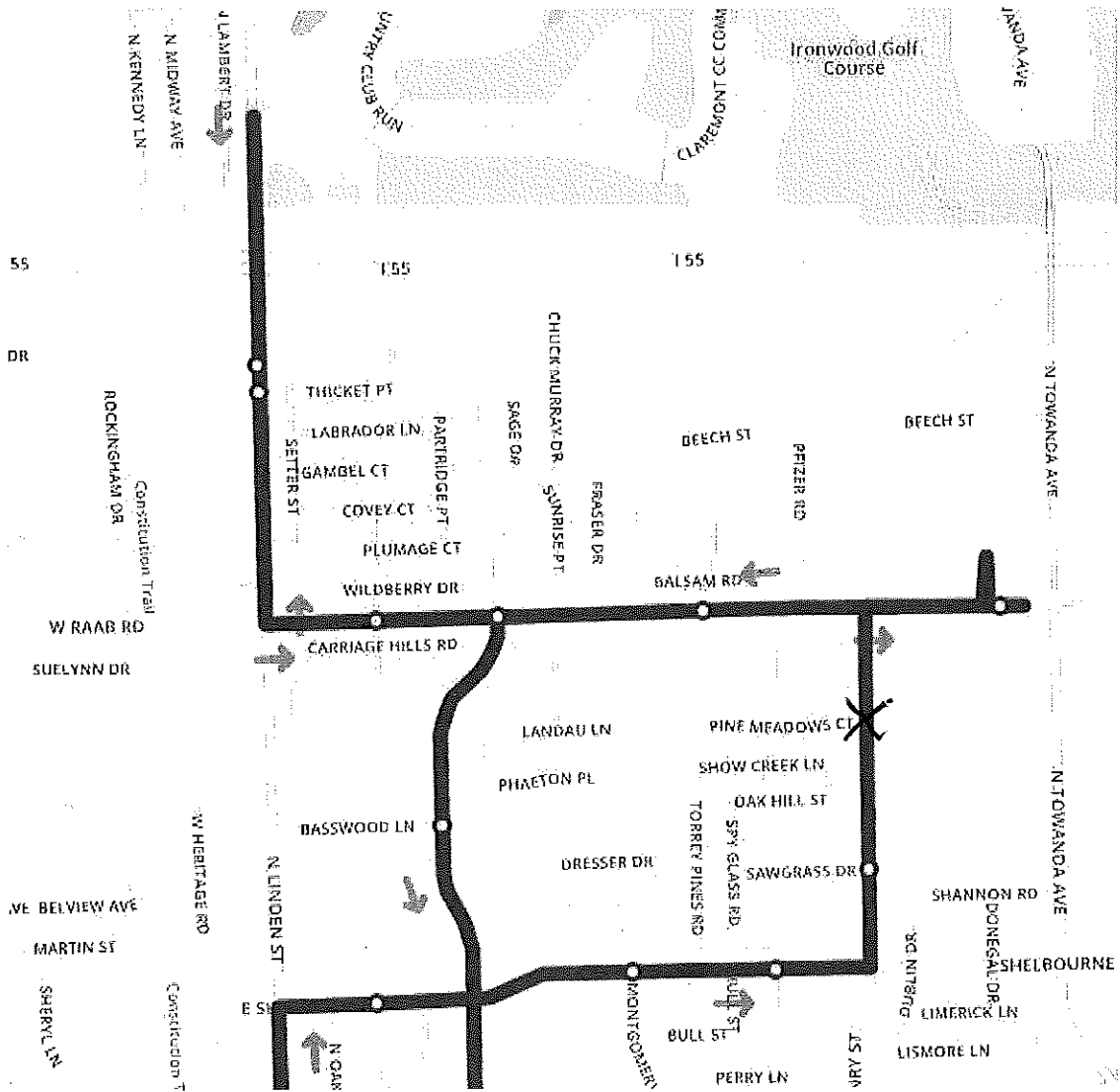
**Please mark on the map
with an X where you
currently catch the
Blue E.**



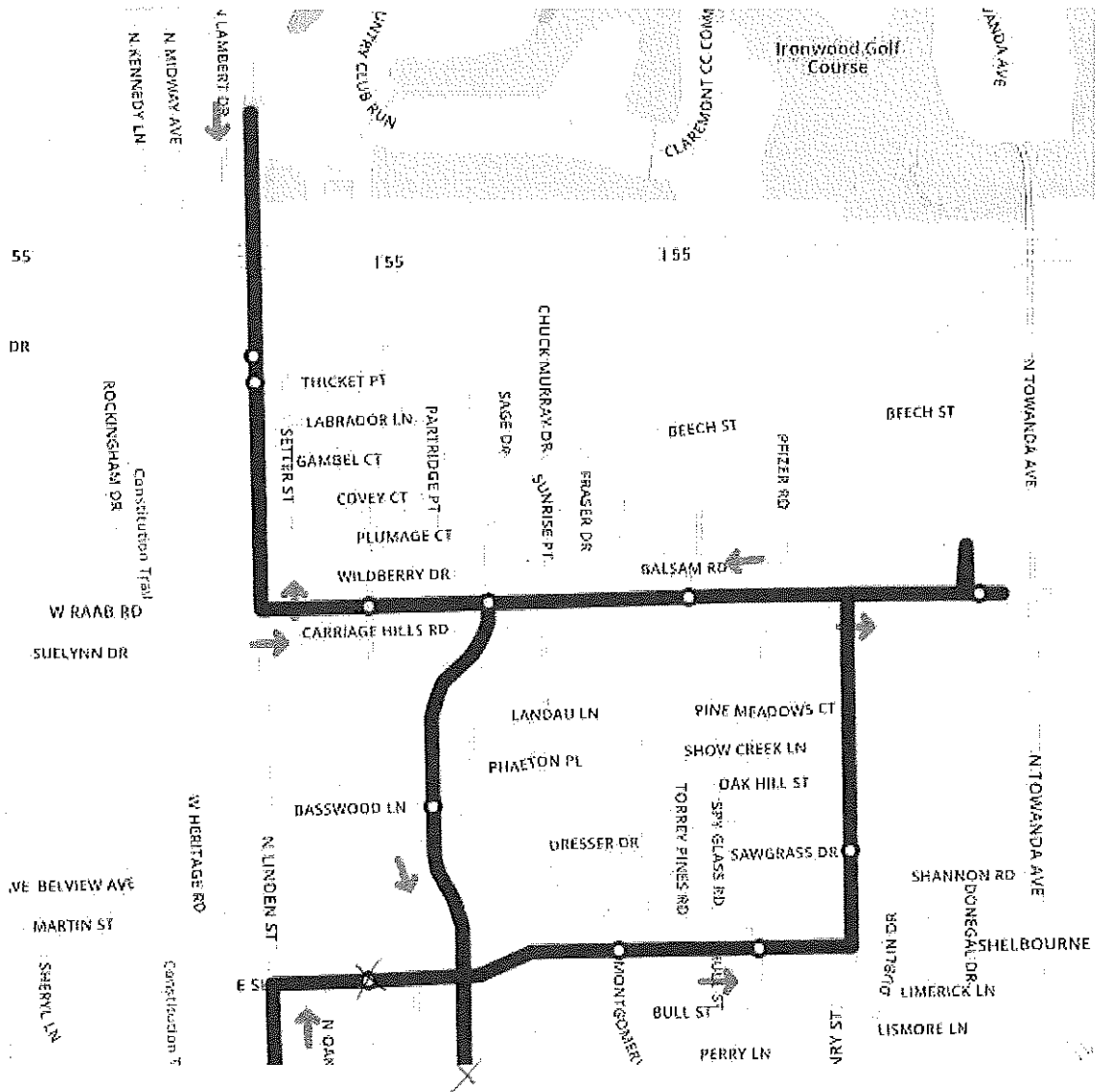
**Please mark on the map
with an X where you
currently catch the
Blue E.**



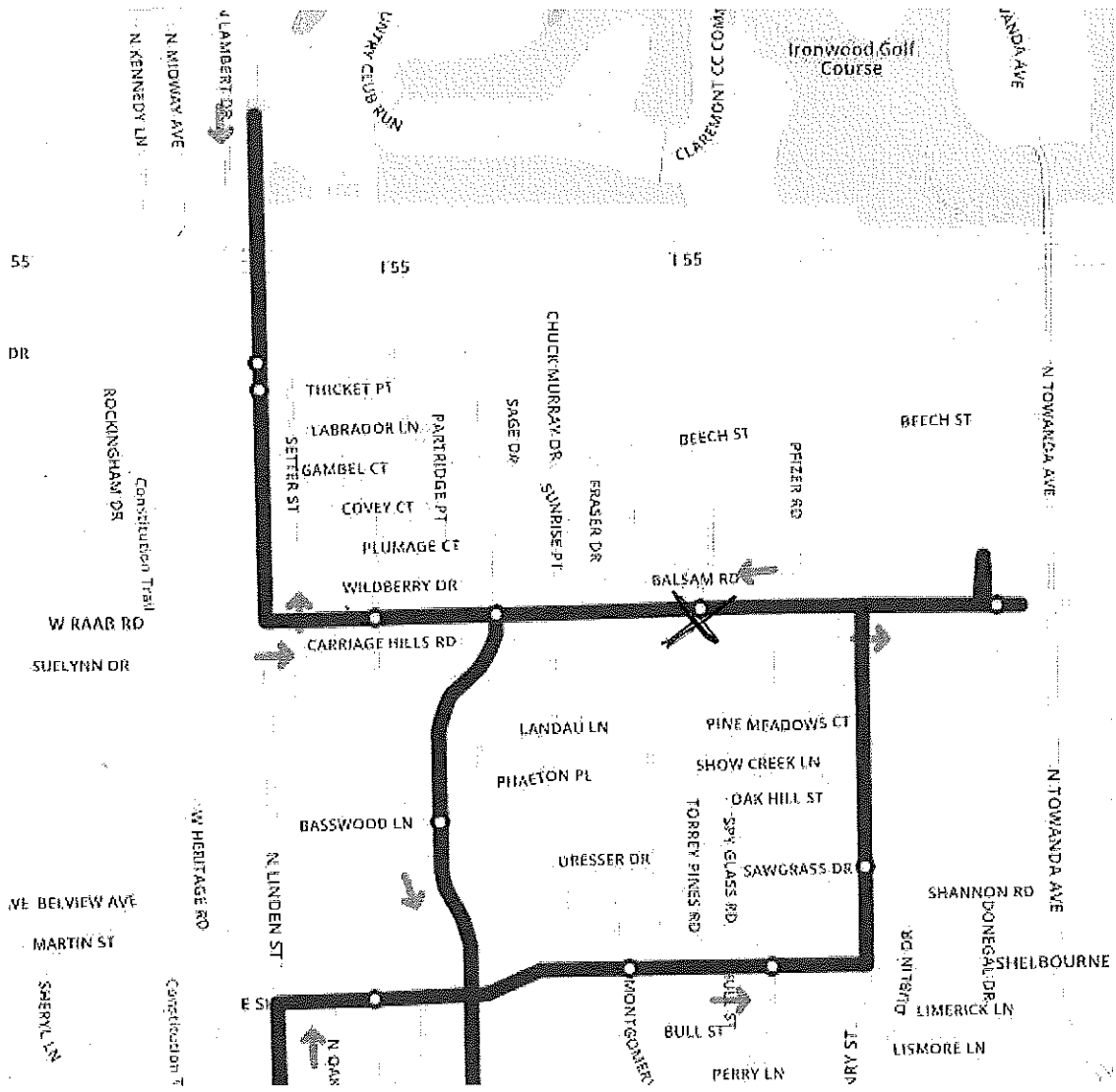
**Please mark on the map
with an X where you
currently catch the
Blue E.**



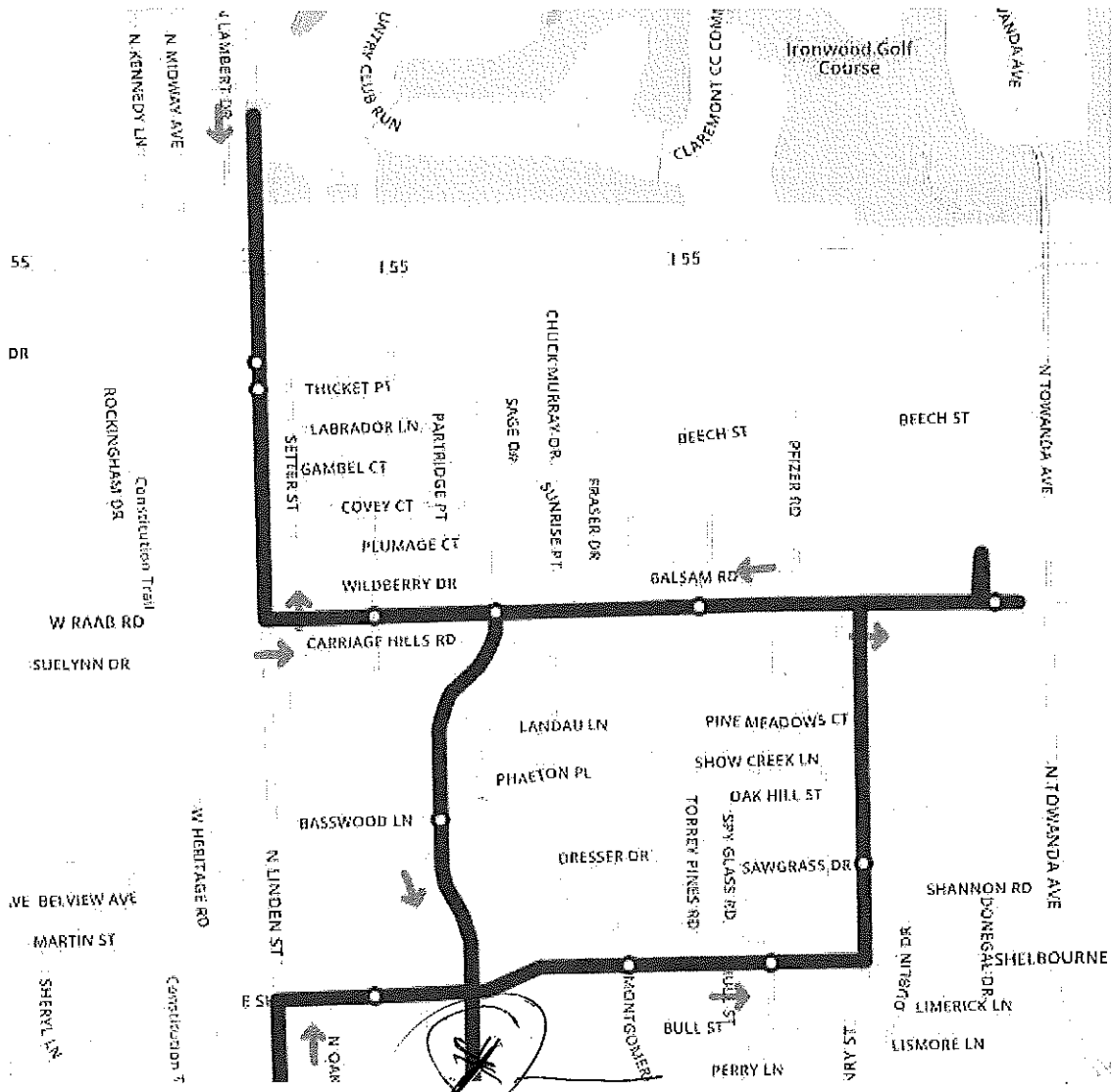
**Please mark on the map
 with an X where you
 currently catch the
 Blue E.**



**Please mark on the map
with an X where you
currently catch the
Blue E.**

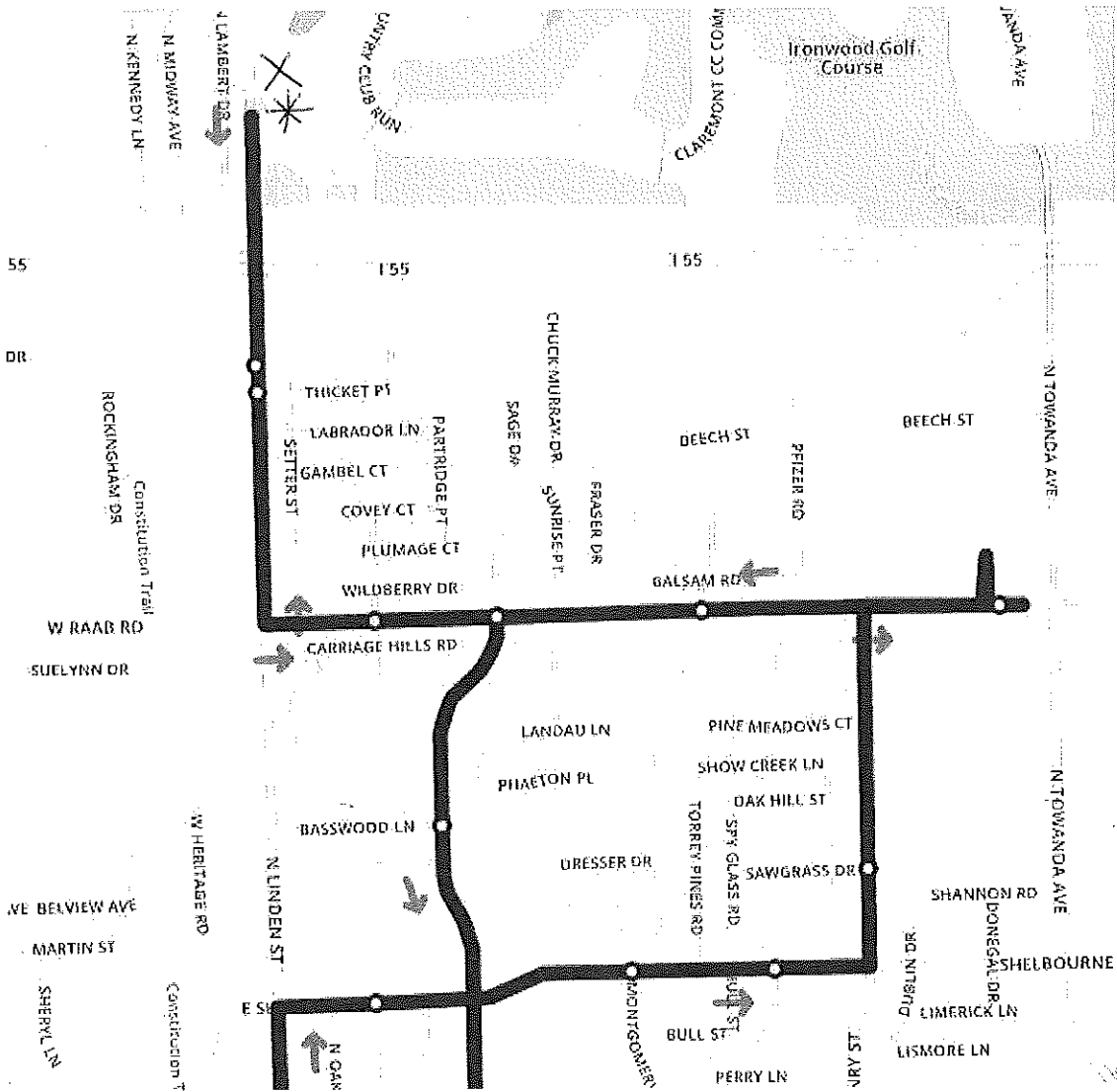


**Please mark on the map
with an X where you
currently catch the
Blue E.**



Beech / ogleby.

**Please mark on the map
with an X where you
currently catch the
Blue E.**



**Please mark on the map
with an X where you
currently catch the
Blue E.**

Survey Summary - Onboard Survey - June 16 - Blue E Affected Area

1. What time do you make your first trip from home using the current Blue E? (approximately, please circle)

6:00 6:30 7:00 7:30 8:00 8:30 9:00 9:30 10:00 10:30 11:00 11:30 12:00 12:30 13:00 13:30 14:00 14:30 15:00 After 3PM
1 1 1 1 1 1 1

3. What time do you make your return trip to home using the current Blue E? (approximately, please circle)

Before 11: 12:00 12:30 13:00 13:30 14:00 14:30 15:00 15:30 16:00 16:30 17:00 17:30 18:00 18:30 19:00 19:30 20:00 20:30 21:00 21:30
1 1 2 1 1

5. Do you use the current Blue E during the midday, between 10:00 AM and 3:00 PM

Yes No
2

6. Please circle 2 hour in the morning and 2 hours in the evening that are the most important for you to have transit service connecting to other fixed routes?

Morning 6-8 AM 7-9AM 8-10AM 9-11AM
1 1

Evening 2-4PM 3-5PM 4-6PM 5-7PM 6-8PM 7-9PM
2

Survey Summary - Onboard Survey - June 16 - Aqua K Affected Area

1. What time do you make your first trip from home using the current Aqua K? (approximately, please circle)

6:00 6:30 7:00 7:30 8:00 8:30 9:00 9:30 10:00 10:30 11:00 11:30 12:00 12:30 13:00 13:30 14:00 14:30 15:00 After 3PM
1 2 1

3. What time do you make your return trip to home using the current Aqua K? (approximately, please circle)

Before 11: 12:00 12:30 13:00 13:30 14:00 14:30 15:00 15:30 16:00 16:30 17:00 17:30 18:00 18:30 19:00 19:30 20:00 20:30 21:00 21:30
1 2

5. Do you use the current Aqua K during the midday, between 10:00 AM and 3:00 PM

Yes No
3 1

6. Please circle 2 hour in the morning and 2 hours in the evening that are the most important for you to have transit service connecting to other fixed routes?

Morning 6-8 AM 7-9AM 8-10AM 9-11AM
2 2 1 1

Evening 2-4PM 3-5PM 4-6PM 5-7PM 6-8PM 7-9PM
1 3 2

7. Would you prefer a connection to the proposed Purple route or Aqua route?

Purple Aqua No preference
3 1



First mile/last mile survey

What time do you make your first trip from home using the current Blue E? (approximately, please circle)

6:00 6:30 7:00 7:30 8:00 8:30 9:00 9:30 10:00 10:30 11:00 11:30 12:00 12:30 1:00 1:30 2:00 2:30 3:00 Later that 3PM

Where is your ultimate destination for your morning trip? Shelbourne apt's

What time do you make your return trip to home using the current Blue E? (approximately, please circle)

Before 11:30 AM 12:00 12:30 1:00 1:30 2:00 2:30 3:00 3:30 4:00 4:30 5:00 5:30 6:00 6:30 7:00 7:30 8:00 8:30 9:00 9:30

Where is your starting point for your return trip? Shelbourne apt's

Do you use the current Blue E during the midday, between 10:00 AM and 3:00 PM to or from home?

Yes [X] No

Please circle 2 hours in the morning and 2 hours in the evening that are the most important for you to have transit service connecting to other fixed routes?

Morning: 6-8AM 7-9AM 8-10AM 9-11AM

Evening: 2-4PM 3-5PM 4-6PM 5-7PM 6-8PM 7-9PM

Please provide any other comments here:

Multiple horizontal lines for providing comments.



First mile/last mile survey

What time do you make your first trip from home using the current Blue E? (approximately, please circle)

6:00 6:30 7:00 7:30 8:00 8:30 9:00 9:30 10:00 10:30 11:00 11:30 12:00 12:30 1:00 1:30 2:00 2:30 3:00 Later than 3PM

Where is your ultimate destination for your morning trip? Country financial

What time do you make your return trip to home using the current Blue E? (approximately, please circle)

Before 11:30 AM 12:00 12:30 1:00 1:30 2:00 2:30 3:00 3:30 4:00 4:30 5:00 5:30 6:00 6:30 7:00 7:30 8:00 8:30 9:00 9:30

Where is your starting point for your return trip? Country financial

Do you use the current Blue E during the midday, between 10:00 AM and 3:00 PM to or from home?

Yes X No _____

Please circle 2 hours in the morning and 2 hours in the evening that are the most important for you to have transit service connecting to other fixed routes?

Morning: 6-8AM 7-9AM 8-10AM 9-11AM
Evening: 2-4PM 3-5PM 4-6PM 5-7PM 6-8PM 7-9PM

Please provide any other comments here:

I live in Woodwood Gardens, many students of ISU and professionals of state farm and country live here. I signed a lease here because it has a stop



First mile/last mile survey

What time do you make your first trip from home using the current Aqua K? (approximately, please circle)

6:00 6:30 7:00 7:30 8:00 8:30 9:00 9:30 10:00 10:30 11:00 11:30 12:00 12:30 1:00 1:30 2:00 2:30 3:00 Later that 3PM

Where is your ultimate destination for your morning trip? Over in to Normal

What time do you make your return trip to home using the current Aqua K? (approximately, please circle)

Before 11:30 AM 12:00 12:30 1:00 1:30 2:00 2:30 3:00 3:30 4:00 4:30 5:00 5:30 6:00 6:30 7:00 7:30 8:00 8:30 9:00 9:30

Where is your starting point for your return trip? uptown station

Do you use the current Aqua K during the midday, between 10:00 AM and 3:00 PM to or from home?

Yes [checked] No

Please circle 2 hours in the morning and 2 hours in the evening that are the most important for you to have transit service connecting to other fixed routes?

Morning: 6-8AM 7-9AM 8-10AM 9-11AM
Evening: 2-4PM 3-5PM 4-6PM 5-7PM 6-8PM 7-9PM

Would you prefer a connection to the proposed Purple route or Aqua route?

Purple Aqua [checked] No preference

Please provide any other comments here:

I ride the Aqua K 5 day a week to go to work and take my son to school and the Doctor we need this bus six points is to far to walk for us My son has a heart mummer so this bus is very important to his Health



First mile/last mile survey

What time do you make your first trip from home using the current Aqua K? (approximately, please circle)

6:00 6:30 7:00 7:30 8:00 8:30 9:00 9:30 10:00 10:30 11:00 11:30 12:00 12:30 1:00 1:30 2:00 2:30 3:00 Later than 3PM

Where is your ultimate destination for your morning trip? walmart (normal)

What time do you make your return trip to home using the current Aqua K? (approximately, please circle)

Before 11:30 AM 12:00 12:30 1:00 1:30 2:00 2:30 3:00 3:30 4:00 4:30 5:00 5:30 6:00 6:30 7:00 7:30 8:00 8:30 9:00 9:30

Where is your starting point for your return trip? Danbury Courts

Do you use the current Aqua K during the midday, between 10:00 AM and 3:00 PM to or from home?

Yes l No _____

Please circle 2 hours in the morning and 2 hours in the evening that are the most important for you to have transit service connecting to other fixed routes?

Morning: 6-8AM 7-9AM 8-10AM 9-11AM

Evening: 2-4PM 3-5PM 4-6PM 5-7PM 6-8PM 7-9PM

Would you prefer a connection to the proposed Purple route or Aqua route?

Purple _____ Aqua l No preference _____

Please provide any other comments here:



First mile/last mile survey

What time do you make your first trip from home using the current Aqua K? (approximately, please circle)

6:00 6:30 7:00 7:30 8:00 8:30 9:00 9:30 10:00 10:30 11:00 11:30 12:00 12:30 1:00 1:30 2:00 2:30 3:00 Later than 3PM

Where is your ultimate destination for your morning trip? Uptown Normal

What time do you make your return trip to home using the current Aqua K? (approximately, please circle)

Before 11:30 AM 12:00 12:30 1:00 1:30 2:00 2:30 3:00 3:30 4:00 4:30 5:00 5:30 6:00 6:30 7:00 7:30 8:00 8:30 9:00 9:30

Where is your starting point for your return trip? _____

Do you use the current Aqua K during the midday, between 10:00 AM and 3:00 PM to or from home?

Yes No


Please circle 2 hours in the morning and 2 hours in the evening that are the most important for you to have transit service connecting to other fixed routes?

Morning: 6-8AM 7-9AM 8-10AM 9-11AM
Evening: 2-4PM 3-5PM 4-6PM 5-7PM 6-8PM 7-9PM

Would you prefer a connection to the proposed Purple route or Aqua route?

Purple _____ Aqua _____ No preference

Please provide any other comments here:



First mile/last mile survey

What time do you make your first trip from home using the current Aqua K? (approximately, please circle)

6:00 6:30 7:00 7:30 8:00 8:30 9:00 9:30 10:00 10:30 11:00 11:30 12:00 12:30 1:00 1:30 2:00 2:30 3:00 Later than 3PM

Where is your ultimate destination for your morning trip? Day care / school

What time do you make your return trip to home using the current Aqua K? (approximately, please circle)

Before 11:30 AM 12:00 12:30 1:00 1:30 2:00 2:30 3:00 3:30 4:00 4:30 5:00 5:30 6:00 6:30 7:00 7:30 8:00 8:30 9:00 9:30

Where is your starting point for your return trip? Downtown Bloomington

Do you use the current Aqua K during the midday, between 10:00 AM and 3:00 PM to or from home?

Yes _____ No

Please circle 2 hours in the morning and 2 hours in the evening that are the most important for you to have transit service connecting to other fixed routes?

Morning: 6-8AM 7-9AM 8-10AM 9-11AM

Evening: 2-4PM 3-5PM 4-6PM 5-7PM 6-8PM 7-9PM

Would you prefer a connection to the proposed Purple route or Aqua route?

Purple _____ Aqua No preference _____

Please provide any other comments here:

Cutting services means cutting survival
for bloomington families.



MEMO

June 28, 2016

TO: Board of Trustees

FROM: Kyle Boehm, Planner

SUBJECT: Approval of "Tripper Route" and schedule to provide the "First Mile, Last Mile" solution to areas affected by route changes as a result of the Comprehensive Operational Analysis (COA).

RECOMMENDATION: That the attached route and schedule for the proposed "tripper route" be approved. Based on the input, data, and surveys collected at the two listening sessions, June 14, 2016 at Danbury Court Apartments, and June 15, 2016 at Prairieland Elementary, and on the bus surveys collected along the affected sections of the Blue E and Aqua K on Thursday, June 16, 2016, the following service is recommended to be implemented in coordination with the COA route changes for a period of six (6) months for evaluation:

Aqua K – Affected Area

Danbury (Bainbridge & Essington) to Oak Valley Rd & Main St			
Bainbridge & Essington	Oak Valley Rd & Main St	Connections	Days of Operation
7:00 AM	7:15:00 AM*	*Connect with Aqua, departing Greyhound & Southgate at 7:15	Weekdays Only
8:25 AM	8:40:00 AM*	*Connect with Aqua, departing Greyhound & Southgate at 8:45	All
12:00 PM	12:45:00 PM*	*Connect with Aqua, departing Greyhound & Southgate at 12:45	All

Oak Valley Rd & Main St to Danbury (Bainbridge & Essington)			
Bainbridge & Essington	Oak Valley Rd & Main St	Connections	Days of Operation
12:50 PM*	1:05 PM	*Connect with Aqua, departing Greyhound & Southgate at 12:45	All
5:50 PM*	6:05 PM	*Connect with Aqua, departing Greyhound & Southgate at 5:45	All
6:15: PM*	6:30 PM	*Connect with Aqua, departing Greyhound & Southgate at 6:15	Weekdays Only



Blue E – Affected Area

Shelbourne & Henry to School & Northfield			
Shelbourne & Henry	School & Northfield	Connections	Days of Operation
6:25 AM	6:40 AM*	*Connect with Pink, departing School & Northfield at 6:45	Weekdays Only
7:50 AM	8:05 AM*	*Connect with Pink, departing School & Northfield at 8:15	All

School & Northfield to Henry & Shelbourne			
School & Northfield	Henry & Shelbourne	Connections	Days of Operation
5:15 PM*	5:30 PM	*Connect with Pink, departing School & Northfield at 5:15	All

BACKGROUND: As a result of the recommendations from the Comprehensive Operational Analysis, a number of areas will see a reduction in service. The “First Mile, Last Mile,” solution is meant to provide “lifeline” service to areas that are negatively affected by the recommendations and provide connections into the new fixed route system.

FINANCIAL IMPACT: Connect Transit estimates the service to cost \$39,200 to operate for 6 months, \$78,400 annually.