



Due to the COVID-19 Pandemic, Connect Transit Trustees may remotely participate in this meeting. Connect Transit will read public comments received in writing which were received at least two (2) hours prior to the meeting. Written comments may be submitted via mail, email, or in-person. Comments sent via email should be sent to: trustees@connect-transit.com. The meeting will be limited to eight (8) individuals in the room at a time due to the pandemic and individuals attending will be required to be six (6) feet apart. Persons attending the meeting in-person will be given an opportunity to offer public comment. If you are experiencing COVID-19 symptoms, please do not attend the meeting. Persons attending in person are required to wear a face covering.

AGENDA

**Virtual Meeting of the Connect Transit Board of Trustees
June 22, 2021 – 4:30 P.M.
351 Wylie Drive – Training Room
Normal, Illinois 61761**

- A. Call to Order
- B. Roll Call
- C. Pledge of Allegiance
- D. Public Comments
- E. Consent Agenda
 - 1. Approval of May 25, 2021 Board Meeting Minutes
 - 2. Disbursements for the month of May 2021
 - 3. Monthly Statistical Report for May 2021
 - 4. Cardinal Infrastructure Federal Report
 - 5. Cornerstone – Illinois Weekly Update
- F. New Business
 - 1. Recommendation to Award Contract for Improvements of Fifty-One (51) Bloomington Bus Stops
- G. Chairman’s Report
- H. General Manager’s Report
- I. Trustee Comments
- J. Executive Session
 - 1. (ILCS 120/2(c)(1) – Personnel Matters
- K. Adjournment (Rollcall)



May 2021

Financial and Statistical Reports



Connect Transit Cash Disbursement Report May 2021

Name	Check Number	Date	Amount	Description
1st Ayd Corporation	00053729	14-May-21	\$112.36	Cleaning Supplies
1st Ayd Corporation	00053799	28-May-21	\$249.10	Cleaning Supplies
4Imprint	00053800	28-May-21	\$4,588.36	Advertising- Promotions
A.T.U. - C.O.P.E.	00053685	07-May-21	\$116.72	Payroll Deduction
ABC Bus Companies	00053686	07-May-21	\$3,534.69	Bus Parts
ABC Bus Companies	00053730	14-May-21	\$461.81	Bus Parts
ABC Bus Companies	00053801	28-May-21	\$2,759.14	Bus Parts
Ace-Hi Glass Co.	00053802	28-May-21	\$745.73	Glass
Advance Auto Parts	00053687	07-May-21	\$236.82	Maintenance Supplies
Advance Auto Parts	00053764	21-May-21	\$109.19	Maintenance Supplies
Advance Auto Parts	00053803	28-May-21	\$421.60	Maintenance Supplies
Airgas USA, LLC	00053765	21-May-21	\$187.45	Welding Supplies
Amalgamated Transit Union Local 752	00053688	07-May-21	\$6,412.90	Payroll Deduction
Amalgamated Transit Union Local 752	00053766	21-May-21	\$200.00	Payroll Deduction
Amazon Capital Service	00053689	07-May-21	\$110.55	Building Supplies
Amazon Capital Service	00053731	14-May-21	\$300.16	Office Supplies
Amazon Capital Service	00053767	21-May-21	\$341.33	Computer Hardware & Office Supplies
Amazon Capital Service	00053804	28-May-21	\$131.53	Genfare & Office Supplies
Ancel, Glink, Diamond, Bush, DiCianni &	00053732	14-May-21	\$100.00	Legal Service
Aramark Uniform Services	00053690	07-May-21	\$1,136.77	Cleaning Uniforms & Rugs
Aramark Uniform Services	00053733	14-May-21	\$385.76	Cleaning Uniforms & Rugs
Blue Cross and Blue Shield of Illinois	00053805	28-May-21	\$119,386.54	Insurance
Blue Springs, Inc	00053734	14-May-21	\$490.00	Portable Restrooms
Cardinal Infrastructure	00053735	14-May-21	\$6,000.00	Consulting
Central Illinois Trucks Inc.	00053691	07-May-21	\$851.54	Bus Parts
Central Illinois Trucks Inc.	00053768	21-May-21	\$5,628.15	Bus Parts
Central Illinois Trucks Inc.	00053806	28-May-21	\$3,837.56	Bus Parts
Central States Bus Sales, Inc	00053736	14-May-21	\$1,856.03	Bus Parts
Central States Bus Sales, Inc	00053769	21-May-21	\$129.38	Bus Parts
Champaign-Urbana Mass Transit District	00053692	07-May-21	\$400.00	Bus
CHEMSEARCH H2O SOLUTIONS	00053807	28-May-21	\$675.00	Water Treatment
ChemStation of Indiana	00053693	07-May-21	\$524.50	Garage Supplies
ChemStation of Indiana	00053737	14-May-21	\$951.40	Garage Supplies
CHICAGO TITLE COMPANY	00053694	07-May-21	\$650.00	Transfer Center
Cintas	00053808	28-May-21	\$447.60	Building Maintenance
CIRBN, LLC	00053770	21-May-21	\$147.13	Internet
City of Bloomington	00053738	14-May-21	\$126.63	Utilities
City of Bloomington	00053809	28-May-21	\$1,513.38	Utilities
Clark Baird Smith, LLP	00053739	14-May-21	\$1,285.00	Legal Service
Clean Exhaust Specialist	00053695	07-May-21	\$513.94	Bus Parts
Clean Exhaust Specialist	00053810	28-May-21	\$713.94	Bus Parts
CliftonLarsonAllen LLP	00053811	28-May-21	\$600.00	Audit Services
Commerce Bank	00053812	28-May-21	\$417.86	Interest Expense
Corn Belt Energy Corp.	00053740	14-May-21	\$2,824.07	Utilities
Cornerstone Government Affairs	00053813	28-May-21	\$3,333.33	Consulting
Crown Lift Trucks-735	00053771	21-May-21	\$108.00	Garage Equipment Repair
DAN IRVIN	00053741	14-May-21	\$1,750.00	Consulting
Dish Network	00053772	21-May-21	\$112.05	Television Service
Don Owen Tire Service, Inc.	00053696	07-May-21	\$130.00	Bus Parts
Don Owen Tire Service, Inc.	00053742	14-May-21	\$49.20	Bus Parts
Eagle Automotive	00053773	21-May-21	\$81.86	Bus Parts



Connect Transit Cash Disbursement Report May 2021

Name	Check Number	Date	Amount	Description
Engraving Express	00053814	28-May-21	\$19.00	Driver's Uniforms
Evergreen FS	00053697	07-May-21	\$607.64	Fuel
Evergreen FS	00053743	14-May-21	\$504.24	Fuel
Evergreen FS	00053774	21-May-21	\$614.13	Fuel
Express Services, Inc.	00053698	07-May-21	\$438.03	Temp Service
Express Services, Inc.	00053744	14-May-21	\$351.55	Temp Service
Express Services, Inc.	00053775	21-May-21	\$343.64	Temp Service
Express Services, Inc.	00053815	28-May-21	\$438.03	Temp Service
Farnsworth Group, Inc	00053776	21-May-21	\$5,991.02	Transfer Center
Fastenal Company	00053816	28-May-21	\$10.68	Bus Parts
Fasteners Etc.	00053699	07-May-21	\$851.92	Maintenance Supplies
Fasteners Etc.	00053777	21-May-21	\$1,309.26	Maintenance Supplies
Frontier	00053778	21-May-21	\$48.20	Telephone
Gary Bachman	00053779	21-May-21	\$108.73	Uniform Reimbursement
Gatekeeper Systems, INC.	00053700	07-May-21	\$1,606.39	Bus Parts
Genfare	00053817	28-May-21	\$58.38	Software and Hardware
Gillig LLC	00053701	07-May-21	\$341.05	Bus Parts
Gillig LLC	00053745	14-May-21	\$42.79	Bus Parts
Gillig LLC	00053818	28-May-21	\$1,011.76	Bus Parts
Great Plains Media	00053746	14-May-21	\$1,600.00	Radio Advertising
Harris Rand Lusk	00053702	07-May-21	\$11,677.50	Consulting
Heritage Machine & Welding, Inc.	00053780	21-May-21	\$27.50	Bus Parts
ICMA- 457 Retirement Trust	ACH	06-May-21	\$27,579.55	Payroll Deduction
ICMA- 457 Retirement Trust	ACH	20-May-21	\$27,055.32	Payroll Deduction
Illinois Department of Employment	ACH	11-May-21	\$317.36	SUTA Payment
Illinois Department of Revenue	00053703	07-May-21	\$12,348.71	Payroll Deduction
Illinois Department of Revenue	00053781	21-May-21	\$12,167.88	Payroll Deduction
Illinois State Disbursement Unit	00053704	07-May-21	\$172.52	Payroll Deduction
Illinois State Disbursement Unit	00053782	21-May-21	\$75.24	Payroll Deduction
Indiana State Collection Unit (INSCCU)	00053705	07-May-21	\$70.00	Payroll Deduction
Indiana State Collection Unit (INSCCU)	00053783	21-May-21	\$70.00	Payroll Deduction
JEFFREY MANCIL	00053747	14-May-21	\$269.24	Travel & Meetings
Jill Baxter	00053748	14-May-21	\$31.38	Travel & Meetings
John Born	00053749	14-May-21	\$133.32	Uniform Reimbursement
Ken's Oil Service, Inc	00053706	07-May-21	\$24,925.82	Bus Parts, Fuel & Lubricants
Ken's Oil Service, Inc	00053750	14-May-21	\$16,818.08	Bus Parts & Fuel
Ken's Oil Service, Inc	00053784	21-May-21	\$13,793.91	Bus Parts, Fuel & Lubricants
Ken's Oil Service, Inc	00053819	28-May-21	\$14,692.83	Bus Parts, Fuel & Lubricants
Kirby Risk Corporation	00053751	14-May-21	\$203.40	Bus Parts
Kirk's Automotive, Inc	00053707	07-May-21	\$925.00	Bus Parts
Kirk's Automotive, Inc	00053752	14-May-21	\$1,600.00	Bus Parts
Kurt Kisandi	00053785	21-May-21	\$50.07	Garage Maintenance Equipment
Latney Brooks	00053820	28-May-21	\$84.99	Uniform Reimbursement
Lewis Yockey Brown	ACH	17-May-21	\$32,000.00	FY22 Bus Stops
Lylah Jordan	00053821	28-May-21	\$43.49	Uniform Reimbursement
Maas Radiator Shop Inc.	00053708	07-May-21	\$160.75	Outside Repair
Marcus A. Cox	00053753	14-May-21	\$133.28	Travel & Meetings
Mark R. Peterson	00053754	14-May-21	\$4,345.12	Consulting
Mark R. Peterson	00053822	28-May-21	\$3,275.25	Consulting
Marsha L Combs-Skinner	00053709	07-May-21	\$673.85	Payroll Deduction
Marsha L Combs-Skinner	00053786	21-May-21	\$673.85	Payroll Deduction
Menards	00053787	21-May-21	\$37.89	Building Maintenance



Connect Transit Cash Disbursement Report May 2021

Name	Check Number	Date	Amount	Description
Miller Janitor Supply	00053710	07-May-21	\$234.82	Maintenance Supplies
Miller Janitor Supply	00053755	14-May-21	\$154.80	Maintenance Supplies
Miller Janitor Supply	00053788	21-May-21	\$864.65	Maintenance Supplies
Miller Janitor Supply	00053823	28-May-21	\$77.40	Maintenance Supplies
Minerva Promotions	00053711	07-May-21	\$554.00	Uniforms
Minerva Promotions	00053789	21-May-21	\$74.00	Uniforms
Mohawk Mfg. & Supply Co.	00053756	14-May-21	\$113.54	Bus Parts
Morris Avenue Garage	00053712	07-May-21	\$140.00	Vehicle Inspection
Morris Avenue Garage	00053790	21-May-21	\$210.00	Vehicle Inspection
Motion Industries, Inc.	00053713	07-May-21	\$38.19	Bus Parts
Mutual of Omaha	00053824	28-May-21	\$15,877.06	Life, AD&D, STD & LTD
Neuhoff Media	00053714	07-May-21	\$1,650.00	Advertising
Nicor Gas	00053715	07-May-21	\$1,818.03	Utilities
Oberlander Alarm Systems, Inc.	00053791	21-May-21	\$208.00	Security Alarm Service Fee
Orkin Pest Control	00053757	14-May-21	\$573.00	Pest Control
OSF Occupational Health	00053758	14-May-21	\$90.00	Drug Testing
Payroll	ACH	06-May-21	\$191,545.48	
Payroll	ACH	20-May-21	\$194,658.71	
Personal Finance Company LLC	00053716	07-May-21	\$80.00	Payroll Deduction
Personal Finance Company LLC	00053792	21-May-21	\$80.00	Payroll Deduction
Pinnacle Door	00053717	07-May-21	\$651.00	Door Repair
Pinnacle Door	00053825	28-May-21	\$2,870.75	Door Repair
Republic Services # 368	00053826	28-May-21	\$272.49	Garbage Disposal
Rogers HR Consulting	00053718	07-May-21	\$10,433.34	Consulting
Ryan Whitehouse	00053759	14-May-21	\$117.46	Travel & Meetings
Safety-Kleen Systems, Inc	00053793	21-May-21	\$25.00	Materials & Supplies
Sam Leman	00053760	14-May-21	\$472.51	Outside Repair
Southtown Wrecker Service, Inc.,	00053794	21-May-21	\$500.00	Towing
Stratus Networks	00053719	07-May-21	\$2,516.01	Internet
Supreme Radio Communications, Inc	00053720	07-May-21	\$384.33	Radio Maintenance
TeVoert Auto Repair	00053761	14-May-21	\$625.00	Outside Repair
The Aftermarket Parts Company LLC	00053721	07-May-21	\$1,157.06	Bus Parts
The Aftermarket Parts Company LLC	00053762	14-May-21	\$3,699.13	Bus Parts
The Aftermarket Parts Company LLC	00053795	21-May-21	\$2,492.39	Bus Parts
The Copy Shop	00053827	28-May-21	\$159.93	Printing
Thermo King Quad Cities, Inc.	00053722	07-May-21	\$1,421.70	Bus Parts
Thermo King Quad Cities, Inc.	00053828	28-May-21	\$1,514.99	Bus Parts
Timothy Swaim	00053829	28-May-21	\$150.00	Advertising- Promotions
TLR Associates	00053723	07-May-21	\$5,440.00	Consulting
TransitTalent.com	00053830	28-May-21	\$230.00	Public Notices
TRAVELERS	00053724	07-May-21	\$1,190.50	Property Damage
Uline	00053831	28-May-21	\$250.50	Office Supplies
United States Treasury	ACH	10-May-21	\$67,044.55	Federal Tax Payment
United States Treasury	ACH	24-May-21	\$66,457.26	Federal Tax Payment
UPS	00053725	07-May-21	\$6.55	Shipping
UPS	00053763	14-May-21	\$28.61	Shipping
UPS	00053796	21-May-21	\$36.13	Shipping
Verizon Online	00053726	07-May-21	\$1,812.85	Mobile Data Terminals for SS
Visa - Commerce Bank	00053727	07-May-21	\$43.85	Legal
Visa - Commerce Bank	00053727	07-May-21	\$29.61	Building Maintenance
Visa - Commerce Bank	00053727	07-May-21	\$574.00	Advertising- Employment
Visa - Commerce Bank	00053727	07-May-21	\$33.10	Freight



**Connect Transit
Cash Disbursement Report
May 2021**

Name	Check Number	Date	Amount	Description
Visa - Commerce Bank	00053727	07-May-21	\$105.27	Office Supplies
Visa - Commerce Bank	00053727	07-May-21	\$510.11	Software Licensing
Visa - Commerce Bank	00053727	07-May-21	\$39.90	Management
Visa - Commerce Bank	00053727	07-May-21	\$39.99	Subscriptions
Visa - Commerce Bank	00053727	07-May-21	\$307.40	Travel & Meetings
Visa - Commerce Bank	00053727	07-May-21	\$173.12	Employee Recognition
Visa - Commerce Bank	00053727	07-May-21	\$99.00	Advertising
Visa - Commerce Bank	00053727	07-May-21	\$1,624.96	Safety & Training
Visa - Commerce Bank	00053832	28-May-21	75.98	Legal
Visa - Commerce Bank	00053832	28-May-21	50.00	Advertising- Employment
Visa - Commerce Bank	00053832	28-May-21	39.88	Office Supplies
Visa - Commerce Bank	00053832	28-May-21	358.01	Software Licensing
Visa - Commerce Bank	00053832	28-May-21	(39.99)	Subscriptions
Visa - Commerce Bank	00053832	28-May-21	1,430.88	Travel & Meetings
Visa - Commerce Bank	00053832	28-May-21	2,717.00	Safety & Training
Vision Service Plan (IL)	00053728	07-May-21	\$1,060.83	Vision Insurance
Vision Service Plan (IL)	00053833	28-May-21	\$1,023.36	Vision Insurance
Watts Copy Systems, Inc	00053797	21-May-21	\$796.95	Lease
William Masters, Inc	00053798	21-May-21	\$7,119.00	HVAC

Grand Total \$1,000,119.53

Bloomington Normal Public Transit

Balance Sheet

Division: 99 Board Reports

As of: 5/31/2021

Fiscal Year: 2021 Period: 11 May-2021

Assets

Current Assets

Checking and Savings	\$7,529,034.99
Accounts Receivable	\$556,992.92
Inventory Asset - Fuel	\$63,609.68
Inventory Asset - Parts	\$226,183.59
Inventory Asset - Tires	\$0.00
Other Current Assets	\$290,735.13

Total Current Assets **\$8,666,556.31**

Fixed Assets \$19,006,742.79

Total Assets **\$27,673,299.10**

Liabilities & Equity

Liabilities

Accounts Payable	\$146,963.13
Payroll Liabilities	\$1,678,700.35
Contracts	\$0.00
Due to Illinois Funds Account	\$0.00
Deferred Revenue	\$181,659.33
Deficit Funding Advance	\$0.00

Total Liabilities **\$2,007,322.81**

EQUITY

Fixed Asset Equity	\$12,483,532.77
Unreserved Fund Equity	\$6,750,412.62
Underground Petroleum Storage	\$20,000.00

Total Equity **\$19,253,945.39**

Retained Earnings \$6,412,030.90

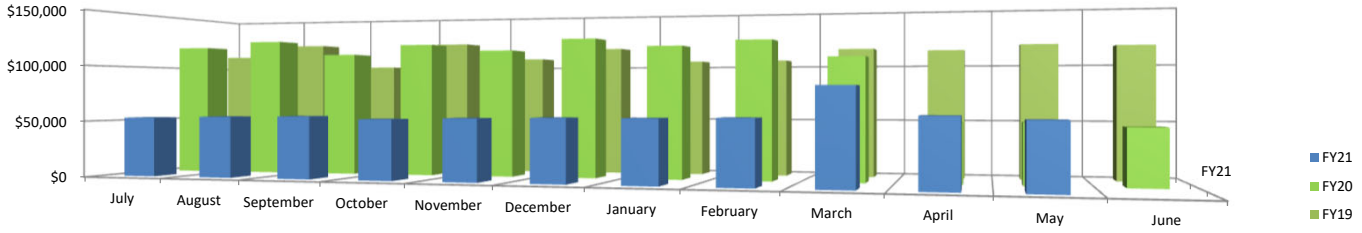
Total Liabilities & Equity **\$27,673,299.10**

Bloomington Normal Public Transit Income Statement With Approved Budget

From Fiscal Year: 2021	From Period 11	Division: 98 Operating Profit/Loss	As of: 5/31/2021	
Thru Fiscal Year: 2021	Thru Period 11		Jul-2020	May-2021
			May-2021	Approved Budget
Operating Revenue				
Passenger Fares	\$0.00	0.00%	\$0.00	0.00%
ISU Contract Fare	\$48,178.00	8.10%	\$529,958.00	89.07%
Other Contract Fares	\$6,872.78	4.74%	\$96,656.80	66.66%
Advertising Revenue	\$5,454.00	3.64%	\$73,238.18	48.83%
Miscellaneous Revenue	\$114.40	3.81%	\$3,051.77	101.73%
Total Operating Revenue	\$60,619.18	3.62%	\$702,904.75	41.96%
Operating Expenses				
Operators Wages	\$477,209.48	7.61%	\$5,650,055.76	90.16%
Maintenance Wages	\$81,618.43	6.31%	\$905,456.19	70.03%
Administration Wages	\$51,376.09	4.91%	\$730,866.66	69.81%
Employer Payroll Tax Expense	\$46,443.93	6.62%	\$580,911.25	82.75%
Retirement Plan	\$25,144.12	6.03%	\$285,777.41	68.53%
Group Insurance	\$130,144.50	7.26%	\$1,390,374.21	77.54%
Uniform Expense	\$1,781.43	4.69%	\$23,780.45	62.58%
Professional Services	\$49,411.90	15.84%	\$317,716.46	101.83%
Outside Repair-Labor	\$1,747.53	2.53%	\$81,609.53	118.27%
Contract Maintenance Services	\$15,785.38	14.35%	\$135,637.24	123.31%
Custodial Services	\$1,053.49	6.58%	\$14,745.07	92.16%
Employee Recruiting/Testing/Temp Help	\$4,336.38	27.10%	\$26,380.03	164.88%
Fuel	\$49,512.55	5.59%	\$586,561.71	66.20%
Lubricants	\$2,459.88	5.47%	\$28,340.19	62.98%
Tires	\$4,400.00	4.89%	\$47,156.31	52.40%
Bus Repair Parts	\$38,283.20	19.63%	\$361,318.94	185.29%
Other Materials & Supplies	\$6,428.96	12.86%	\$57,984.35	115.97%
Shelters/Signs/Shop Tools	\$807.94	4.75%	\$15,356.71	90.33%
Computer and Office Supplies	\$3,055.11	1.28%	\$122,242.06	51.15%
Utilities	\$11,336.51	7.46%	\$138,924.68	91.40%
Corporate Insurance	\$44,148.09	10.69%	\$351,453.79	85.10%
Dues/Subscriptions/Fees	\$275.01	0.53%	\$16,967.47	32.63%
Printing/Marketing/Training	\$26,681.59	9.50%	\$132,262.26	47.07%
Total Operating Expenses	\$1,073,441.50	7.40%	\$12,001,878.73	82.77%
Operating Assistance				
Operating Deficit Before Subsidies and Grants	(\$1,012,822.32)	7.90%	(\$11,298,973.98)	88.10%
City of Bloomington Operating Assistance	\$63,333.33	8.33%	\$696,666.63	91.67%
Town of Normal Operating Assistance	\$32,500.00	6.63%	\$357,500.00	72.96%
Illinois Downstate Operating Assistance	\$673,572.00	7.21%	\$7,697,283.00	82.42%
FTA 5307 Operating Assistance	\$203,455.00	9.67%	\$2,374,181.00	112.84%
Total Operating Assistance	\$972,860.33	7.66%	\$11,125,630.63	87.65%
				\$14,500,000.00
				(\$12,825,000.00)
				\$760,000.00
				\$490,000.00
				\$9,339,000.00
				\$2,104,000.00
				\$12,693,000.00

Financial Reports

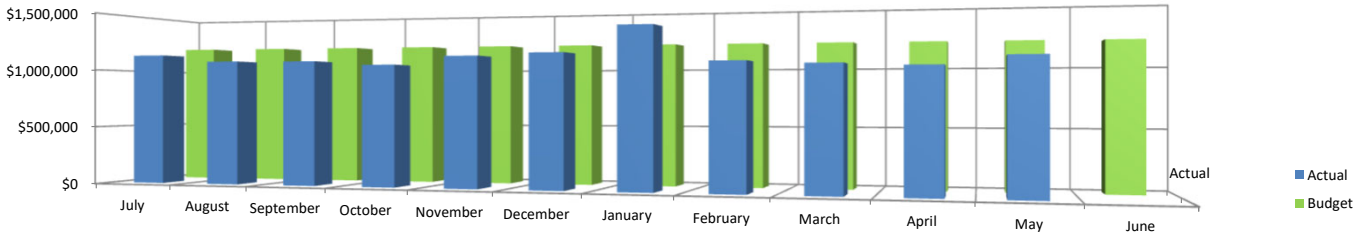
Transit Fare



	July	August	September	October	November	December	January	February	March	April	May	June
FY21	\$52,762	\$53,950	\$54,657	\$52,597	\$53,767	\$54,573	\$54,677	\$55,357	\$81,397	\$57,827	\$55,051	
FY20	\$118,530	\$123,667	\$110,792	\$119,271	\$113,433	\$123,220	\$116,193	\$120,728	\$105,840	\$50,726	\$51,334	\$48,055
FY19	\$111,416	\$122,580	\$100,493	\$122,655	\$107,501	\$116,816	\$104,334	\$104,767	\$114,752	\$112,897	\$117,447	\$116,011

Notes: Other Contract Fares revenue increased \$3,717 in May 2021 from May 2020 due to Heartland Community College and Medicaid billing. Total Cash Fares stayed even in May 2021 from May 2020. Total Pass Fares stayed even in May 2021 from May 2020.

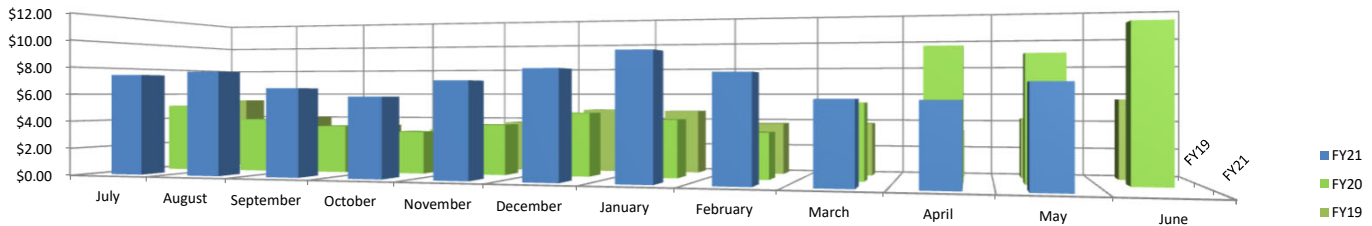
Operating Expenses



	July	August	September	October	November	December	January	February	March	April	May	June
Actual	\$1,129,094	\$1,069,557	\$1,066,095	\$1,031,922	\$1,101,296	\$1,122,571	\$1,337,564	\$1,045,239	\$1,022,172	\$1,002,927	\$1,073,442	
Budget	\$1,208,333	\$1,208,333	\$1,208,333	\$1,208,333	\$1,208,333	\$1,208,333	\$1,208,333	\$1,208,333	\$1,208,333	\$1,208,333	\$1,208,333	\$1,208,333

Notes:

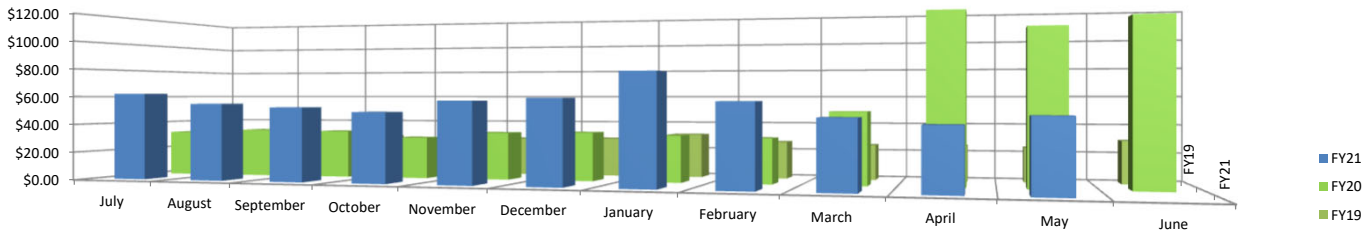
Fixed Route Cost Per Unlinked Passenger Trip



	July	August	September	October	November	December	January	February	March	April	May	June
FY21	\$7.43	\$7.65	\$6.42	\$5.82	\$6.95	\$7.76	\$8.95	\$7.45	\$5.69	\$5.63	\$6.78	
FY20	\$5.06	\$4.01	\$3.52	\$3.13	\$3.70	\$4.61	\$4.16	\$3.30	\$5.40	\$9.26	\$8.72	\$10.77
FY19	\$5.46	\$4.07	\$3.42	\$3.13	\$3.74	\$4.76	\$4.69	\$3.77	\$3.81	\$3.30	\$4.21	\$5.62

Notes: Expenses increased \$53,077 in May 2021 from May 2020. Trips increased 33,339 in May 2021 from May 2020.

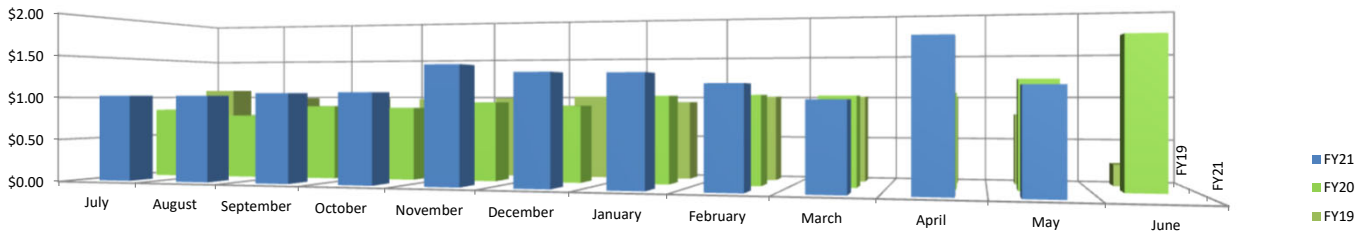
Connect Mobility Cost Per Unlinked Passenger Trip



	July	August	September	October	November	December	January	February	March	April	May	June
FY21	\$62.07	\$54.77	\$52.37	\$49.28	\$57.19	\$59.16	\$76.77	\$57.05	\$46.93	\$42.77	\$48.56	
FY20	\$32.40	\$34.54	\$33.89	\$29.62	\$33.62	\$34.28	\$32.65	\$31.43	\$49.93	\$117.13	\$105.79	\$112.19
FY19	\$27.37	\$28.11	\$28.31	\$24.12	\$27.38	\$27.98	\$31.52	\$26.64	\$24.98	\$25.21	\$24.29	\$29.64

Notes: Expenses increased \$20,728 in May 2021 from May 2020. Trips increased by 2,882 in May 2021 from May 2020.

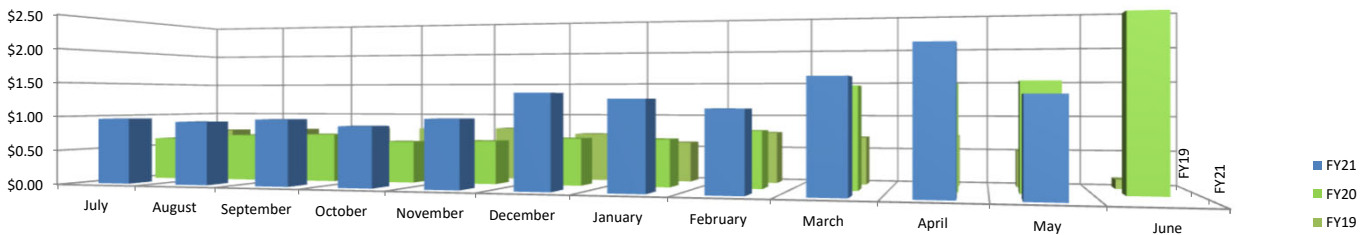
Fixed Route Cost Per Maintenance Mile (Excluding Fuel) Unaudited



	July	August	September	October	November	December	January	February	March	April	May	June
FY21	\$1.02	\$1.02	\$1.05	\$1.06	\$1.37	\$1.28	\$1.27	\$1.15	\$0.98	\$1.63	\$1.13	
FY20	\$0.84	\$0.77	\$0.89	\$0.87	\$0.94	\$0.90	\$1.02	\$1.03	\$1.02	\$1.05	\$1.20	\$1.67
FY19	\$1.09	\$0.99	\$0.99	\$0.98	\$0.99	\$1.01	\$0.94	\$1.01	\$1.01	\$1.01	\$0.80	\$0.24

Notes: Fixed Route maintenance expense decreased \$343 in May 2021 from May 2020. Fixed Route miles increased 5,596 in May 2021 from May 2020.

Connect Mobility Cost Per Maintenance Mile (Excluding Fuel) Unaudited

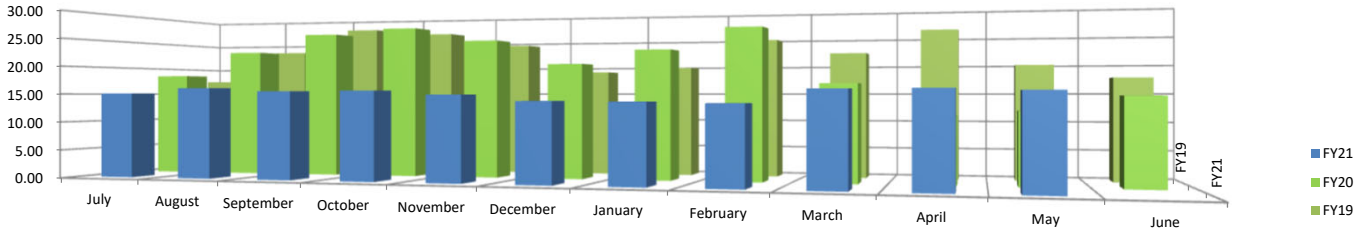


	July	August	September	October	November	December	January	February	March	April	May	June
FY21	\$0.96	\$0.92	\$0.96	\$0.87	\$0.98	\$1.34	\$1.26	\$1.13	\$1.55	\$1.97	\$1.32	
FY20	\$0.63	\$0.69	\$0.71	\$0.61	\$0.63	\$0.68	\$0.68	\$0.81	\$1.44	\$1.47	\$1.50	\$2.40
FY19	\$0.73	\$0.75	\$0.77	\$0.78	\$0.79	\$0.71	\$0.59	\$0.75	\$0.69	\$0.72	\$0.52	\$0.13

Notes: Connect Mobility maintenance expense increased \$4,771 in May 2021 from May 2020. Mobility miles increased 5,863 in May 2021 from May 2020.

Operations Reports

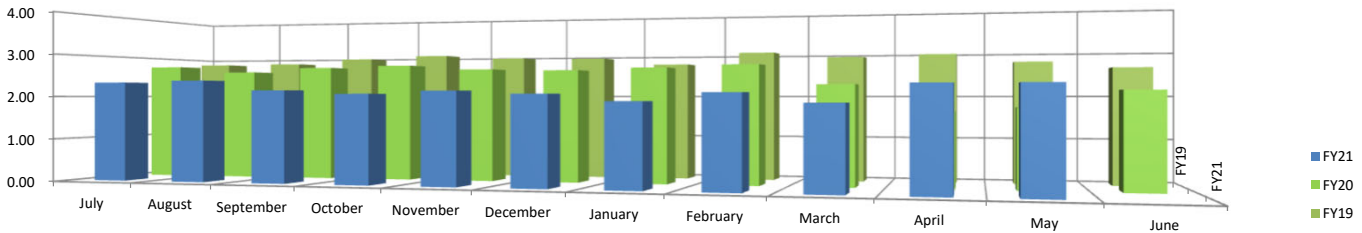
Fixed Route Passengers Per Hour



	July	August	September	October	November	December	January	February	March	April	May	June
FY21	15.09	16.05	15.48	15.59	14.92	13.83	13.76	13.54	15.88	15.95	15.62	15.76
FY20	18.44	22.81	26.04	27.00	24.60	20.31	22.71	26.43	16.81	11.42	12.27	14.76
FY19	17.44	23.27	27.68	26.69	24.25	19.08	19.83	24.83	22.30	26.31	20.01	17.80

Notes:

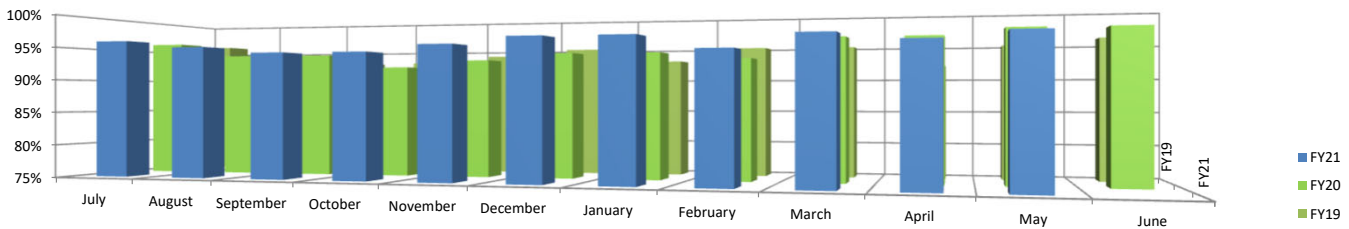
Connect Mobility Passengers Per Hour



	July	August	September	October	November	December	January	February	March	April	May	June
FY21	2.33	2.37	2.14	2.06	2.13	2.06	1.90	2.09	1.87	2.28	2.28	2.14
FY20	2.74	2.60	2.70	2.74	2.64	2.61	2.66	2.72	2.27	1.67	1.76	2.14
FY19	2.84	2.85	2.97	3.04	2.96	2.94	2.78	3.05	2.93	2.98	2.79	2.65

Notes:

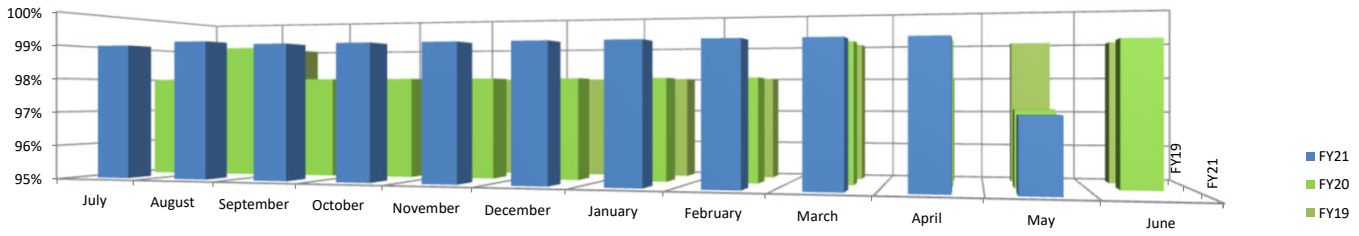
Fixed Route On Time Performance



	July	August	September	October	November	December	January	February	March	April	May	June
FY21	96%	95%	94%	94%	95%	96%	96%	94%	96%	95%	96%	
FY20	96%	94%	94%	92%	93%	94%	94%	93%	96%	96%	97%	97%
FY19	96%	94%	93%	93%	94%	95%	93%	95%	95%	92%	95%	96%

Notes:

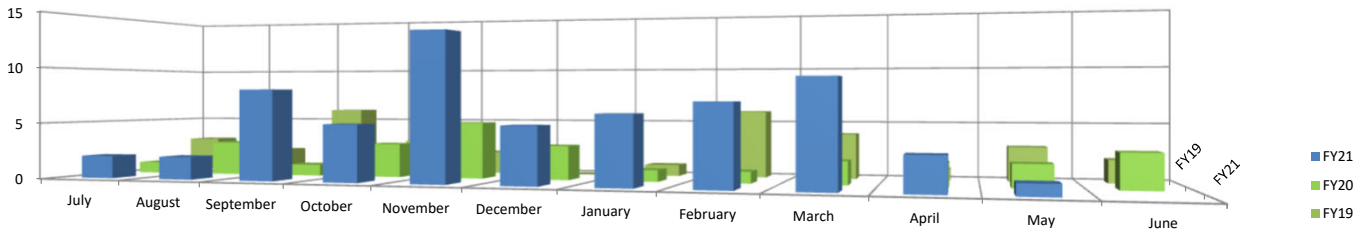
Connect Mobility On Time Performance



	July	August	September	October	November	December	January	February	March	April	May	June
FY21	99%	99%	99%	99%	99%	99%	99%	99%	99%	99%	97%	99%
FY20	98%	99%	98%	98%	98%	98%	98%	98%	99%	99%	97%	99%
FY19	99%	99%	97%	98%	98%	98%	98%	98%	99%	98%	99%	99%

Notes:

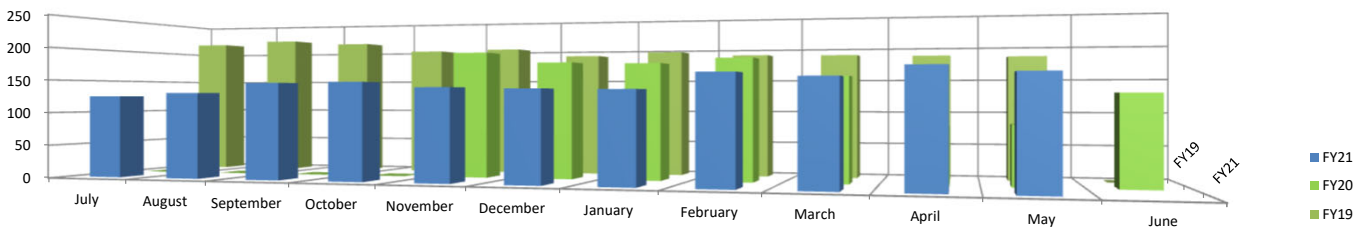
Validated Complaints Per 100,000 Miles



	July	August	September	October	November	December	January	February	March	April	May	June
FY21	2	2	8	5	13	5	6	7	9	3	1	99%
FY20	1	3	1	3	5	3	1	1	2	2	2	3
FY19	3	2	6	3	2	0	1	6	4	1	3	2

Notes:

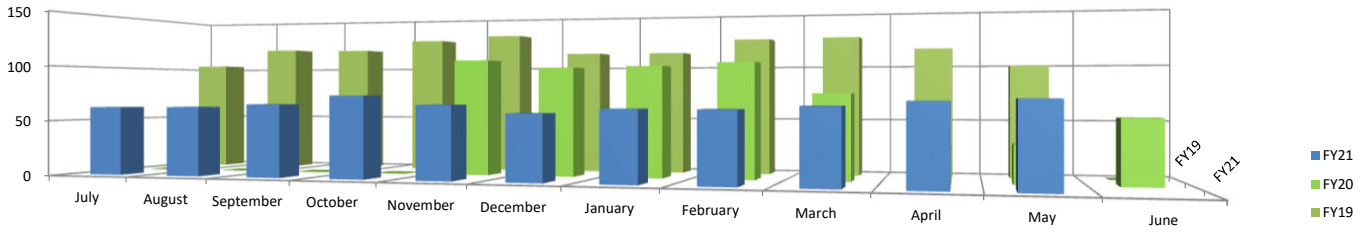
Fixed Route Average Daily Phone Calls



	July	August	September	October	November	December	January	February	March	April	May	June
FY21	125	130	145	146	138	136	135	158	152	166	157	99%
FY20	0	0	0	0	192	176	174	181	154	81	86	130
FY19	215	220	214	200	202	190	195	189	188	186	184	0

Notes:

Connect Mobility Average Daily Phone Calls

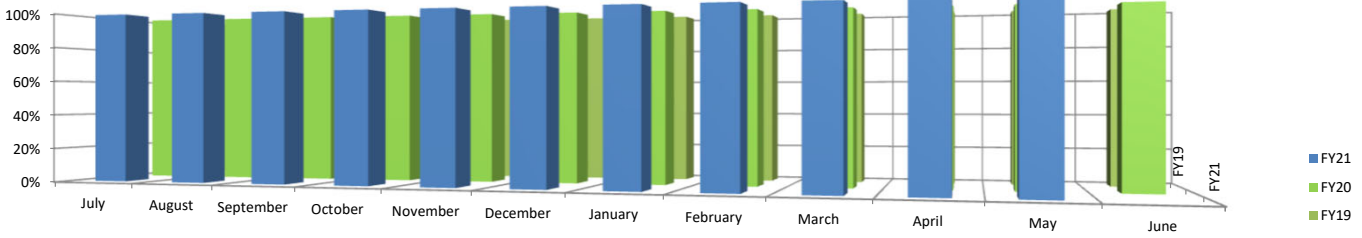


	July	August	September	October	November	December	January	February	March	April	May	June
FY21	62	62	65	73	65	58	62	62	65	69	71	0
FY20	0	0	0	0	105	98	99	102	75	30	33	55
FY19	103	119	118	127	131	113	113	125	126	115	99	0

Notes:

Maintenance Reports

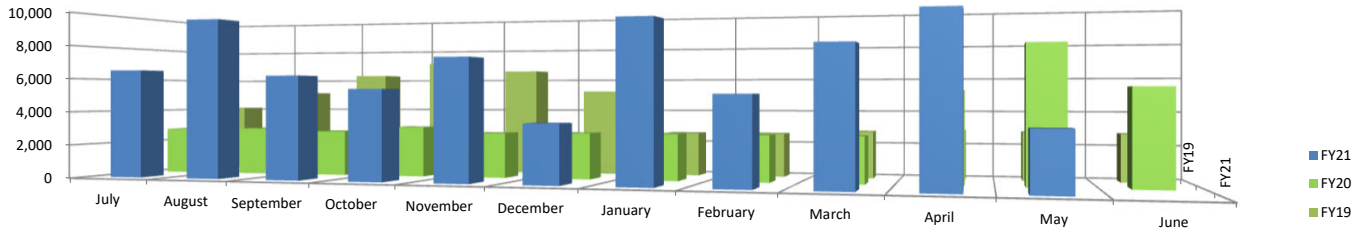
Percent Preventative Maintenance Performed On Time



	July	August	September	October	November	December	January	February	March	April	May	June
FY21	100%	100%	100%	100%	100%	100%	100%	100%	100%	100%	100%	100%
FY20	100%	100%	100%	100%	100%	100%	100%	100%	100%	100%	100%	100%
FY19	100%	100%	100%	100%	100%	100%	100%	100%	100%	100%	100%	100%

Notes:

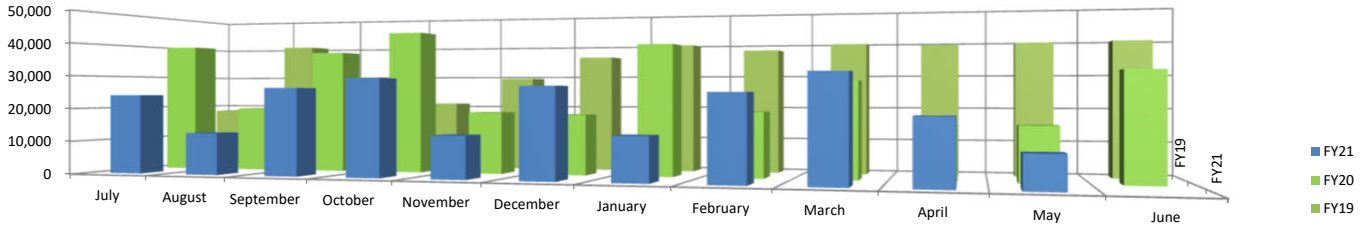
Fixed Route Vehicle Miles Between Trouble Calls



	July	August	September	October	November	December	January	February	March	April	May	June
FY21	6,511	9,531	6,149	5,367	7,167	3,430	9,269	5,078	7,776	9,504	3,333	0
FY20	2,802	2,862	2,715	3,016	2,693	2,724	2,729	2,711	2,698	5,290	7,867	5,470
FY19	4,098	5,139	6,281	7,067	6,541	5,238	2,623	2,625	2,796	2,905	2,827	2,772

Notes:

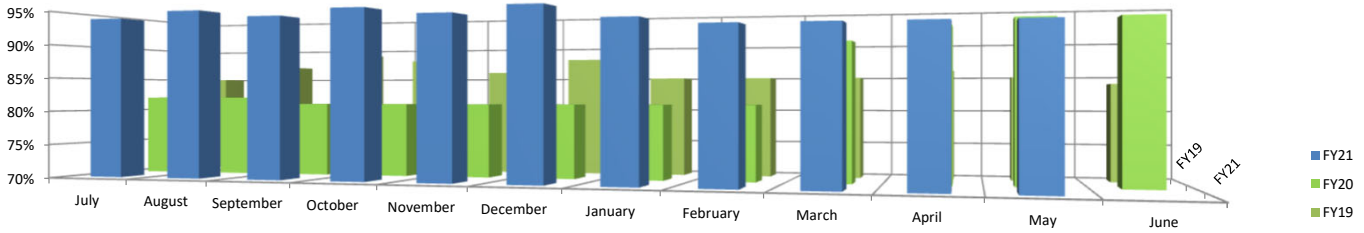
Connect Mobility Vehicle Miles Between Trouble Calls



	July	August	September	October	November	December	January	February	March	April	May	June
FY21	24,009	12,486	26,194	29,049	12,571	26,763	13,003	25,034	30,571	18,808	9,560	
FY20	39,585	19,673	37,424	43,445	18,693	18,113	39,143	19,257	28,302	15,454	15,822	31,135
FY19	18,403	40,270	20,135	21,038	29,299	36,081	39,760	37,900	39,591	39,116	39,412	39,879

Notes:

Average Interior Cleanliness Inspection Score

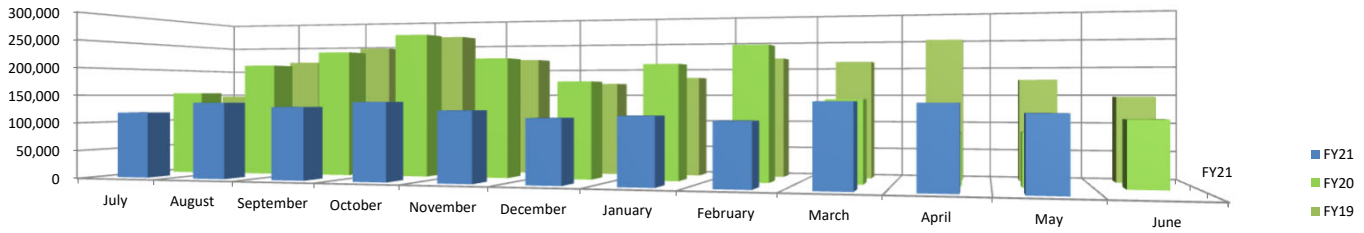


	July	August	September	October	November	December	January	February	March	April	May	June
FY21	94%	95%	94%	95%	94%	95%	93%	92%	92%	92%	92%	
FY20	82%	82%	81%	81%	81%	81%	81%	81%	90%	92%	93%	93%
FY19	85%	87%	89%	88%	86%	88%	85%	85%	85%	86%	85%	84%

Notes:

Ridership Reports

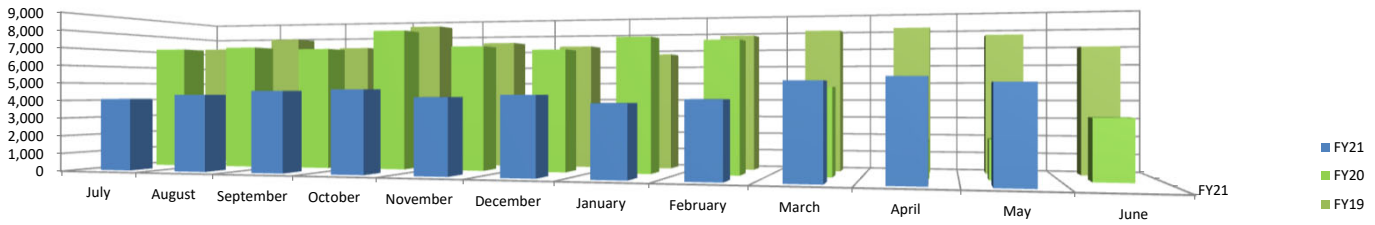
Fixed Route Monthly Ridership



	July	August	September	October	November	December	January	February	March	April	May	June
FY21	117,844	136,234	128,953	138,053	123,863	111,608	115,985	108,736	140,266	138,205	122,699	
FY20	153,754	206,663	230,572	261,519	216,824	174,428	204,683	236,504	143,069	87,568	89,360	111,182
FY19	147,044	216,235	243,494	264,670	218,148	171,450	182,241	217,324	210,221	248,258	176,834	147,035

Notes:

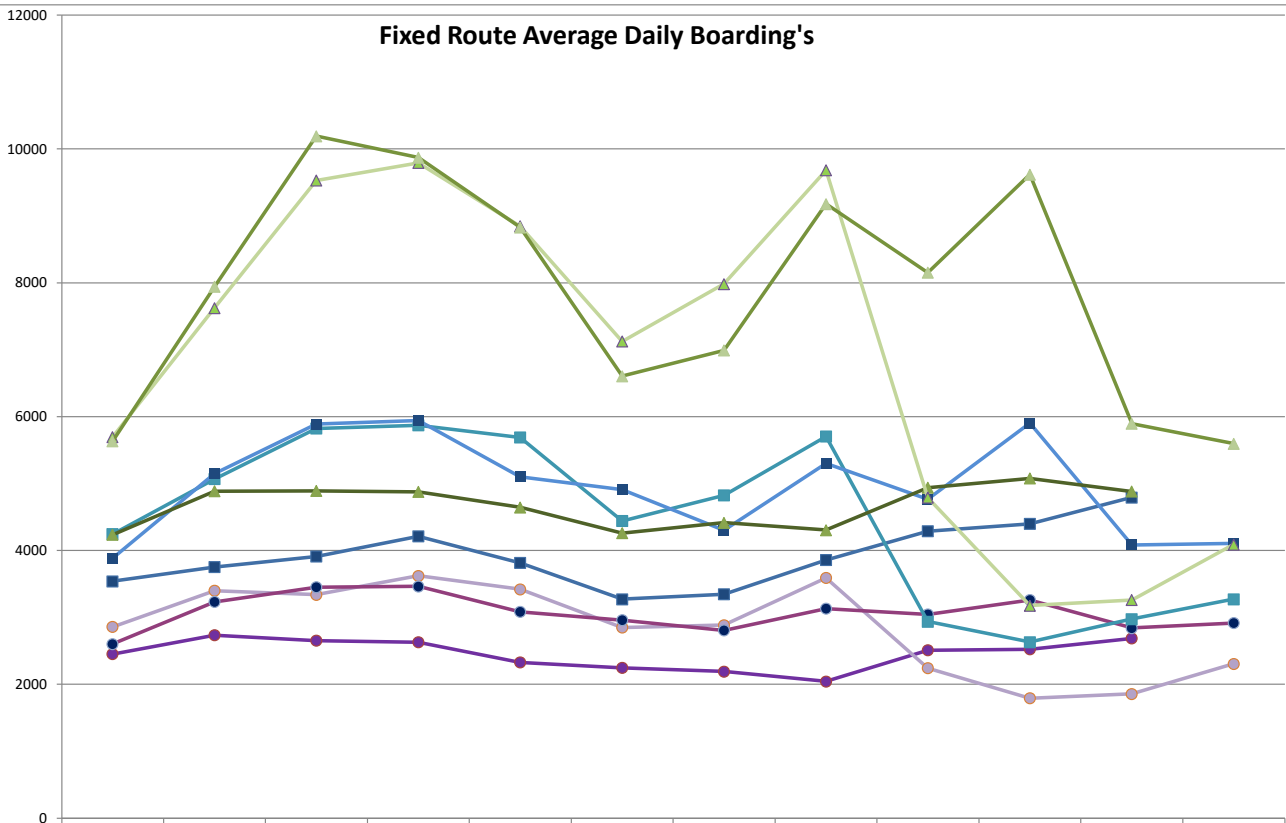
Connect Mobility Monthly Ridership



	July	August	September	October	November	December	January	February	March	April	May	June
FY21	4,076	4,323	4,542	4,630	4,205	4,334	3,906	4,119	5,049	5,248	4,965	
FY20	7,078	7,154	7,022	8,041	7,084	6,857	7,511	7,298	4,754	1,982	2,083	3,202
FY19	7,253	7,842	7,253	8,540	7,465	7,203	6,688	7,733	7,958	8,054	7,609	6,917

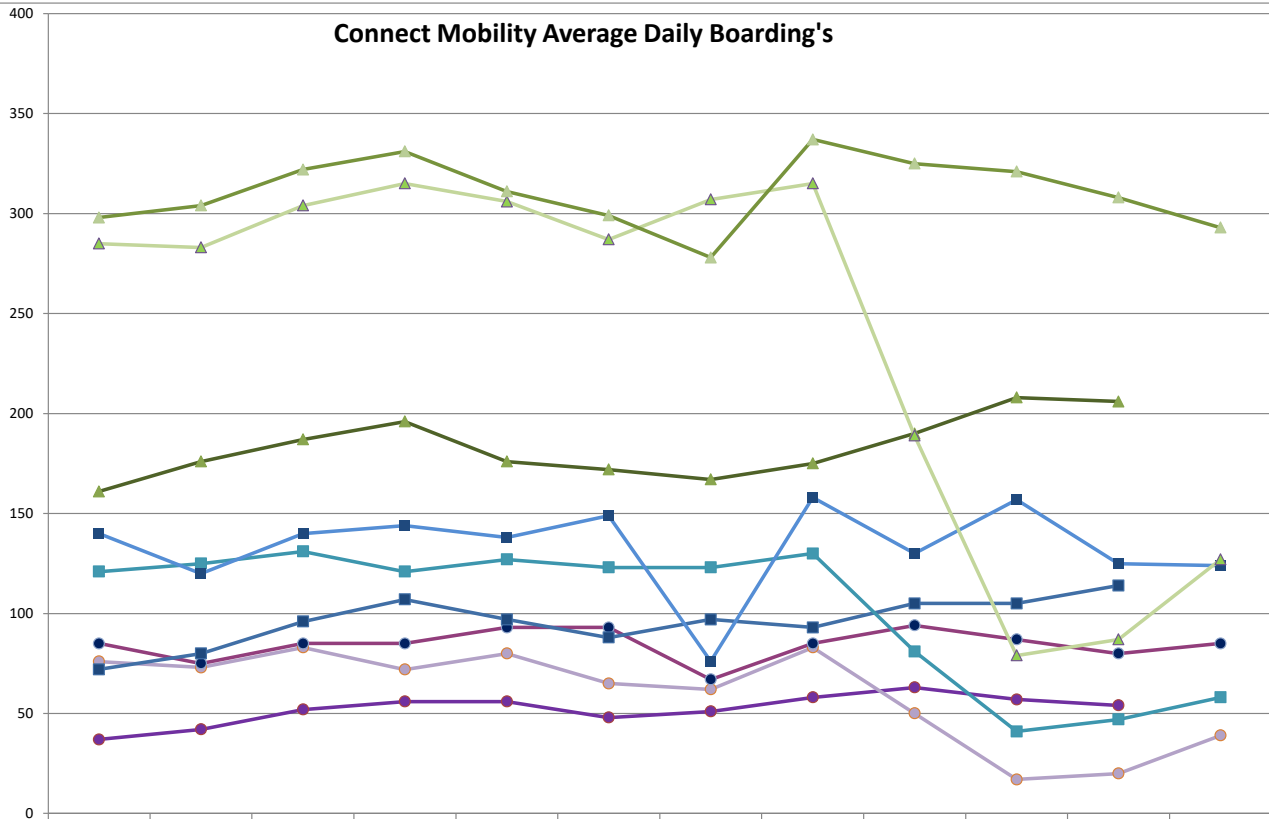
Notes:

Fixed Route Average Daily Boarding's



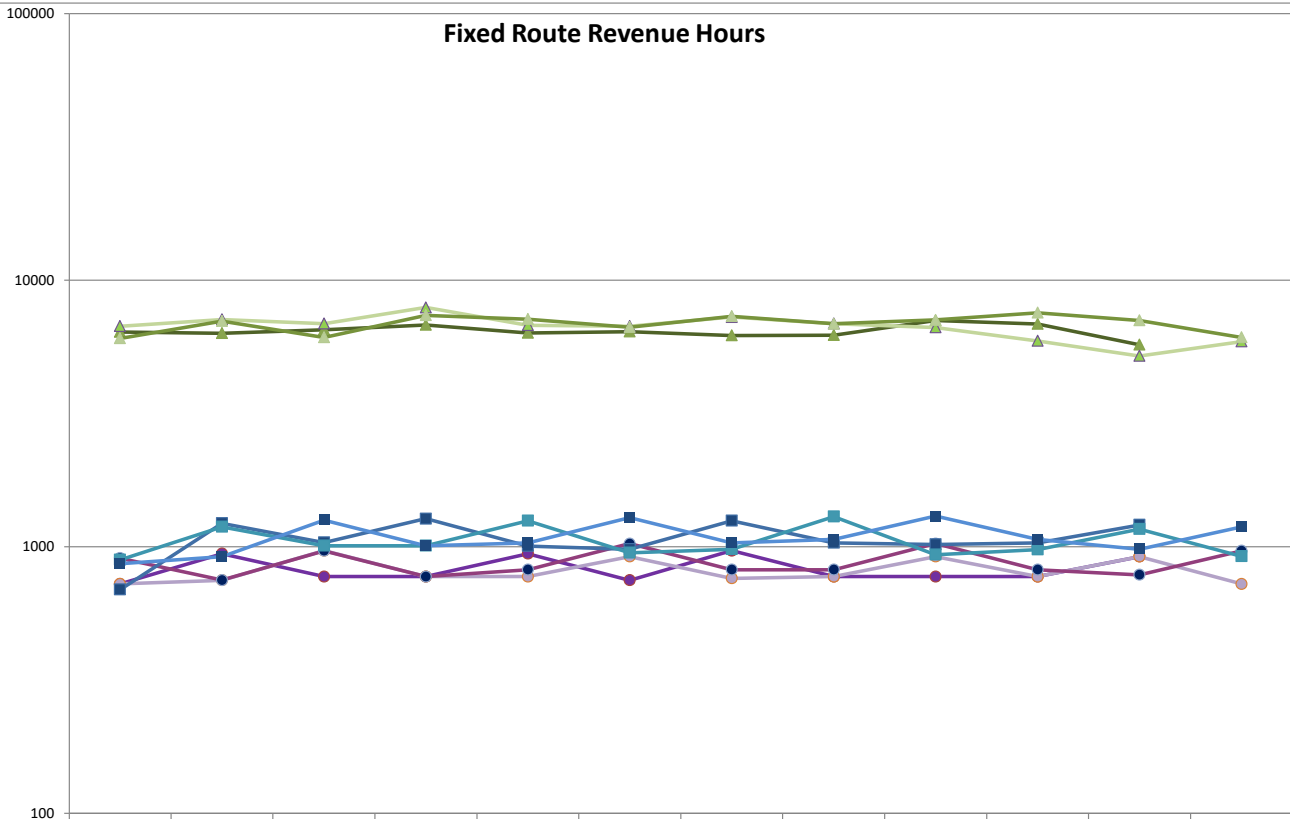
	July	August	September	October	November	December	January	February	March	April	May	June
Sunday FY21	2454	2734	2653	2630	2327	2248	2191	2044	2509	2524	2686	
Sunday FY20	2858	3399	3340	3622	3421	2851	2886	3590	2241	1792	1857	2306
Sunday FY19	2603	3231	3452	3463	3084	2958	2807	3132	3044	3261	2843	2916
Saturday FY21	3541	3754	3911	4211	3816	3273	3347	3858	4288	4398	4792	
Saturday FY20	4247	5067	5825	5870	5691	4442	4825	5704	2938	2632	2977	3272
Saturday FY19	3885	5147	5889	5943	5102	4912	4304	5303	4765	5905	4084	4107
Weekday FY21	4235	4886	4890	4876	4644	4262	4415	4306	4940	5077	4882	
Weekday FY20	5697	7624	9529	9793	8847	7124	7982	9681	4792	3176	3260	4090
Weekday FY19	5635	7943	10191	9872	8829	6605	6991	9179	8151	9618	5896	5596

Connect Mobility Average Daily Boarding's



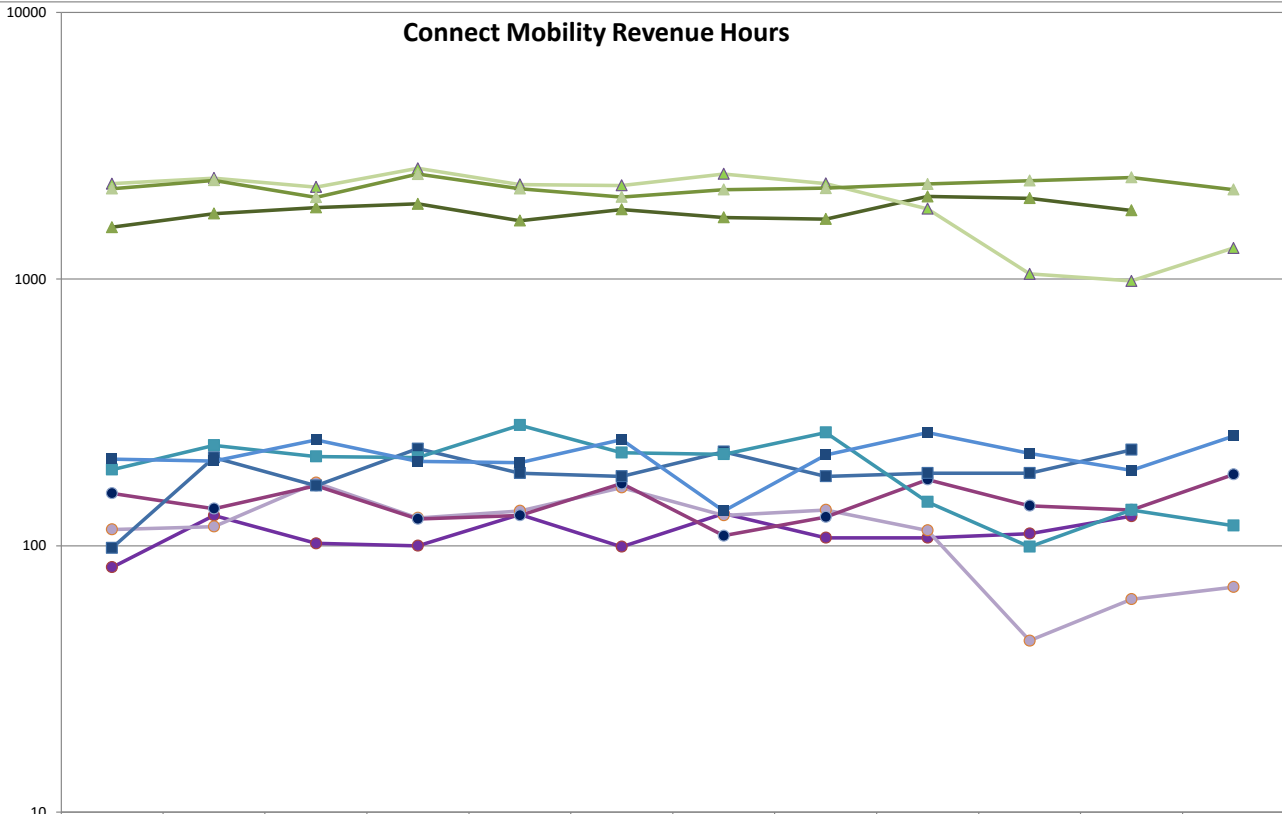
	July	August	September	October	November	December	January	February	March	April	May	June
● Sunday FY21	37	42	52	56	56	48	51	58	63	57	54	
○ Sunday FY20	76	73	83	72	80	65	62	83	50	17	20	39
● Sunday FY19	85	75	85	85	93	93	67	85	94	87	80	85
■ Saturday FY21	72	80	96	107	97	88	97	93	105	105	114	
■ Saturday FY20	121	125	131	121	127	123	123	130	81	41	47	58
■ Saturday FY19	140	120	140	144	138	149	76	158	130	157	125	124
▲ Weekday FY21	161	176	187	196	176	172	167	175	190	208	206	
▲ Weekday FY20	285	283	304	315	306	287	307	315	189	79	87	127
▲ Weekday FY19	298	304	322	331	311	299	278	337	325	321	308	293

Fixed Route Revenue Hours



	July	August	September	October	November	December	January	February	March	April	May	June
● Sunday FY21	726	943	774	774	943	750	967	774	774	774	919	
● Sunday FY20	726	750	967	774	774	919	762	774	919	774	919	726
● Sunday FY19	907	750	967	774	822	1027	822	822	1027	822	786	967
■ Saturday FY21	691	1225	1039	1276	1006	980	1254	1035	1020	1035	1209	
■ Saturday FY20	894	1190	1011	1011	1253	951	980	1298	936	978	1166	922
■ Saturday FY19	864	920	1261	1009	1036	1288	1036	1067	1303	1067	979	1187
▲ Weekday FY21	6394	6321	6516	6805	6350	6411	6208	6224	7053	6855	5726	
▲ Weekday FY20	6717	7121	6876	7902	6786	6720	7273	6876	6655	5918	5198	5886
▲ Weekday FY19	6050	7034	6108	7380	7139	6673	7332	6866	7098	7546	7074	6107

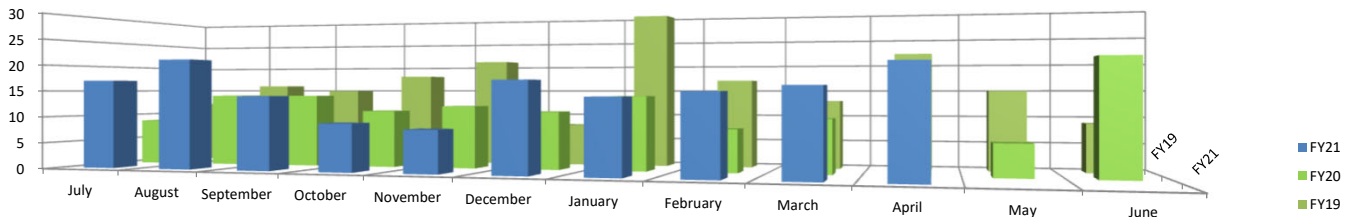
Connect Mobility Revenue Hours



	July	August	September	October	November	December	January	February	March	April	May	June
● Sunday FY21	83	130	102	100	131	99	132	107	107	111	129	
○ Sunday FY20	115	118	172	127	135	165	130	136	114	44	63	70
● Sunday FY19	157	138	168	126	130	171	109	128	177	141	136	185
■ Saturday FY21	98	214	168	231	187	182	225	182	187	187	229	
■ Saturday FY20	193	238	216	214	283	223	220	266	146	99	136	119
■ Saturday FY19	211	208	249	207	205	250	135	219	265	222	192	258
▲ Weekday FY21	1564	1759	1856	1914	1656	1823	1702	1679	2037	2007	1808	
▲ Weekday FY20	2278	2391	2213	2599	2263	2243	2478	2280	1835	1045	983	1307
▲ Weekday FY19	2181	2346	2024	2473	2184	2029	2165	2191	2271	2340	2402	2162

Safety Reports

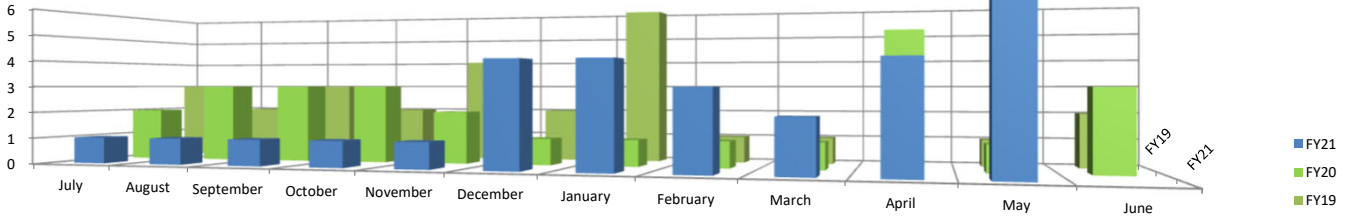
Safety Related Incidents Per 100,000 Miles



	July	August	September	October	November	December	January	February	March	April	May	June
FY21	17	21	14	9	8	17	14	15	16	20		
FY20	9	14	14	11	12	11	14	8	10	16	6	21
FY19	12	16	15	18	21	8	30	17	13	22	15	9

Notes: The numbers in this category show the total number of reports received for the calendar month. This number does not indicate whether an incident or accident was determined to be "Preventable". All submitted reports are reviewed and categorized by the Safety and Training Director.

Preventable Accidents Per 100,000 Miles

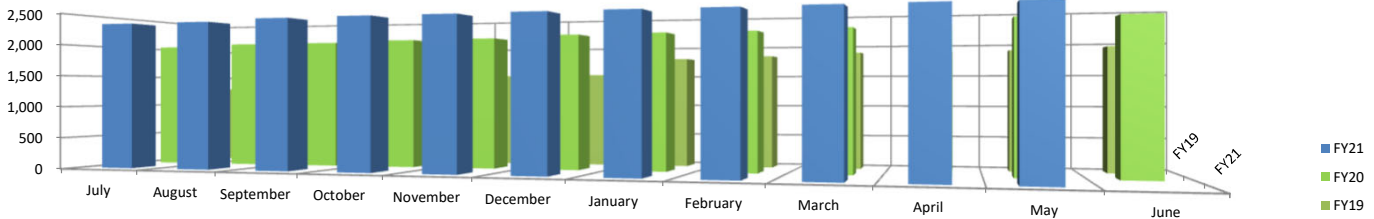


	July	August	September	October	November	December	January	February	March	April	May	June
FY21	1	1	1	1	1	4	4	3	2	4	6	
FY20	2	3	3	3	2	1	1	1	1	5	1	3
FY19	3	2	3	2	4	2	6	1	1	2	1	2

Notes: **Accident:** An unplanned event that may or may not have resulted in personal injury or property damage, but in which the employee failed to exercise reasonable precautions to prevent the event. This consists of events such as a collision with another vehicle, a collision with a fixed object, closing a vehicle entry/exit door on a customer, etc.

Social Media Reports

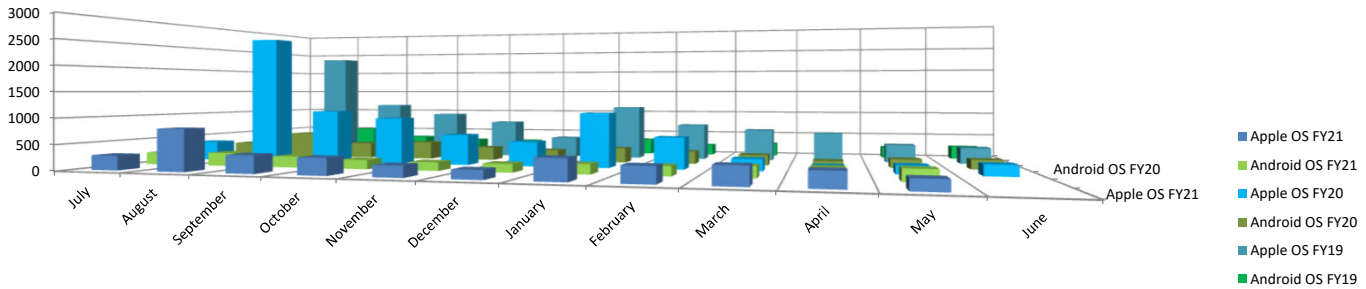
Facebook



	July	August	September	October	November	December	January	February	March	April	May	June
FY21	2,346	2,353	2,393	2,405	2,408	2,419	2,426	2,429	2,439	2,446	2,449	
FY20	2,015	2,054	2,060	2,089	2,101	2,145	2,159	2,167	2,200	2,215	2,322	2,330
FY19	1,282	1,382	1,416	1,431	1,509	1,524	1,785	1,821	1,869	1,873	1,886	1,933

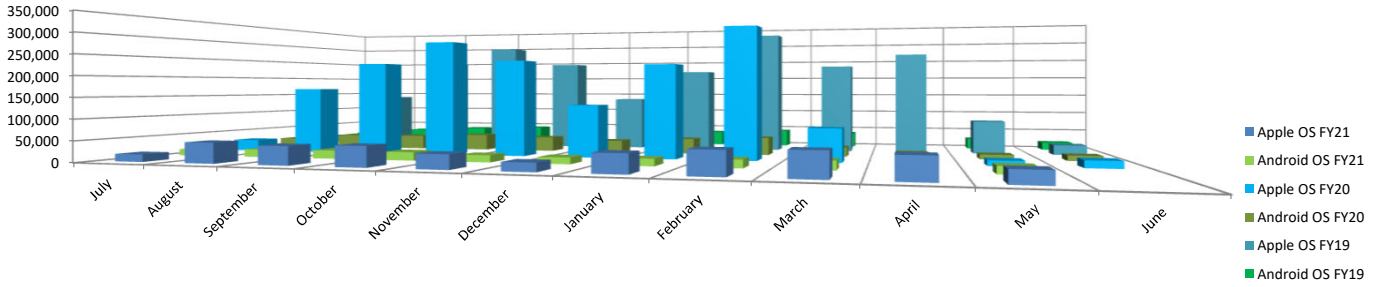
Notes:

App Downloads



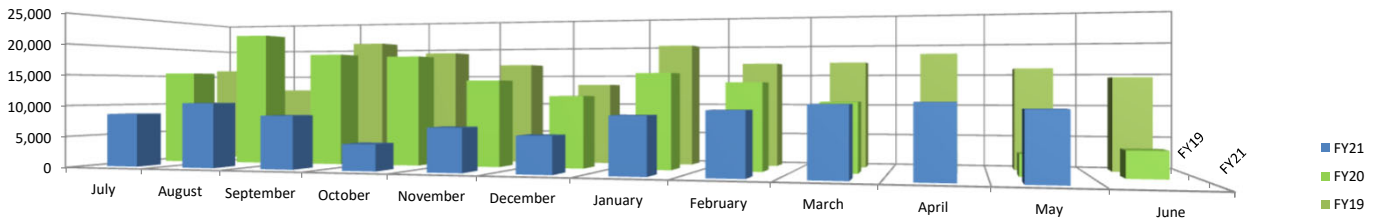
	July	August	September	October	November	December	January	February	March	April	May	June
Apple OS FY21	283	806	340	322	217	172	402	302	339	288	199	
Android OS FY21	242	259	216	177	163	161	187	184	215	210	227	
Apple OS FY20	387	2,624	1,074	938	609	487	1,073	614	227	128	167	211
Android OS FY20	282	522	316	358	267	232	297	250	204	112	169	186
Apple OS FY19	267	2,281	1,167	954	776	425	1,137	747	650	595	365	326
Android OS FY19	222	517	325	271	265	233	332	220	276	237	229	262

App Sessions



	July	August	September	October	November	December	January	February	March	April	May	June
Apple OS FY21	17,357	47,642	43,384	46,993	33,020	19,795	42,573	52,986	55,563	49,828	28,174	
Android OS FY21	15,000	18,740	19,880	19,722	16,273	15,250	16,433	18,766	20,961	19,351	17,192	
Apple OS FY20	27,919	167,758	234,074	288,658	239,500	128,398	228,644	317,706	78,658	14,825	12,841	16,921
Android OS FY20	21,407	33,940	34,860	39,743	35,874	29,764	37,059	43,130	22,541	11,868	11,060	12,451
Apple OS FY19	18,444	141,402	242,104	285,400	237,834	137,368	215,292	315,378	228,913	259,562	83,283	24,503
Android OS FY19	18,293	31,203	38,928	43,518	37,134	29,309	36,785	42,730	38,655	39,564	26,926	19,577

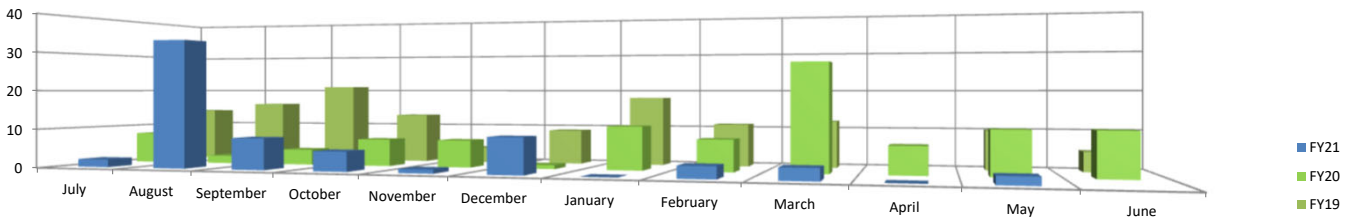
Website Traffic



	July	August	September	October	November	December	January	February	March	April	May	June
FY21	8,559	10,385	8,461	4,155	6,828	5,760	8,828	9,642	10,542	10,871	9,978	
FY20	15,429	21,879	18,495	18,081	14,065	11,533	15,183	13,688	10,725	3,248	3,285	4,004
FY19	16,048	12,457	20,916	19,059	16,859	13,387	19,993	16,867	16,962	18,275	15,879	14,462

Notes:

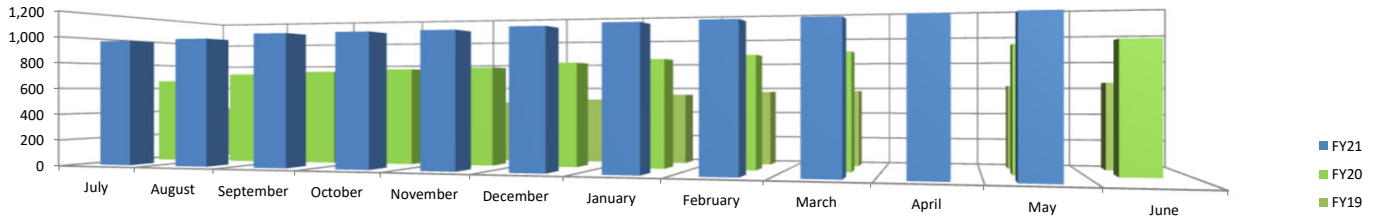
Twitter



	July	August	September	October	November	December	January	February	March	April	May	June
FY21	2	33	8	5	1	9	0	3	3	0	2	
FY20	8	2	4	7	7	1	11	8	27	7	11	11
FY19	14	16	21	13	4	9	18	11	12	6	10	5

Notes:

Instagram



	July	August	September	October	November	December	January	February	March	April	May	June
FY21	971	981	1,015	1,018	1,022	1,040	1,058	1,067	1,074	1,083	1,092	
FY20	661	715	734	751	762	795	819	845	864	880	907	936
FY19	407	430	441	454	478	505	546	571	578	598	618	641

Notes:



Statistics	May 21				May 20				% Change			
	Customers	Revenue Miles	Revenue Hours	Boardings per Revenue Hour	Customers	Revenue Miles	Revenue Hours	Boardings per Revenue Hour	Customers	Revenue Miles	Revenue Hours	Boardings per Revenue Hour
Connect Transit												
Green	19,850	7,729	787	25.22	12,090	4,468	455	26.57	64.2%	73.0%	73.0%	-5.1%
Red	21,830	14,682	1,365	15.99	15,010	14,651	1,365	11.00	45.4%	0.2%	0.0%	45.4%
Lime	22,914	17,229	1,404	16.32	21,605	17,188	1,404	15.39	6.1%	0.2%	0.0%	6.1%
Aqua	5,009	2,098	150	33.39	4,045	2,098	150	26.97	23.8%	0.0%	0.0%	23.8%
Orange	3,401	3,793	290	11.73	2,210	3,793	290	7.62	53.9%	0.0%	0.0%	53.9%
Gold	4,495	5,229	430	10.45	3,520	5,218	430	8.19	27.7%	0.2%	0.0%	27.7%
Purple	8,664	8,165	560	15.47	6,375	8,201	560	11.38	35.9%	-0.4%	0.0%	35.9%
Blue	4,081	3,314	290	14.07	2,910	3,321	290	10.03	40.2%	-0.2%	0.0%	40.2%
Brown	3,338	4,111	358	9.32	2,610	4,111	358	7.28	27.9%	0.0%	0.0%	27.9%
Tan	3,808	5,973	484	7.87	2,710	5,817	484	5.60	40.5%	2.7%	0.0%	40.5%
Pink	7,029	4,813	380	18.50	6,005	5,191	380	15.80	17.1%	-7.3%	0.0%	17.1%
Yellow	5,957	6,119	427	13.95	4,650	5,736	400	11.63	28.1%	6.7%	6.8%	20.0%
Redbird	2,332	2,105	196	11.93	130	1,187	124	1.05	1693.8%	77.4%	57.7%	1037.8%
Silver	5,751	5,480	433	13.30	4,210	5,480	433	9.73	36.6%	0.0%	0.0%	36.6%
Red Express	1,960	2,051	160	12.25	1,280	2,051	160	8.00	53.1%	0.0%	0.0%	53.1%
Lime Express	2,280	1,968	140	16.29								
Total Fixed Route	122,699	94,858	7,854	15.62	89,360	88,511	7,283	12.27	37.3%	7.2%	7.8%	27.3%
Demand Response												
Connect Mobility	4,204	24,178	2,166	2.29	1,841	11,984	1,182	1.56	128.4%	101.8%	83.2%	47.2%
Medicaid	761				242							
Total Demand Response	4,965	24,178	2,166	2.29	2,083	11,984	1,182	1.76	138.4%	101.8%	83.2%	30.1%
SYSTEM TOTALS	127,664	119,036	10,020	12.74	91,443	100,495	8,465	10.80	39.6%	18.4%	18.4%	18.0%



Statistics	YTD 21				YTD 20				% Change			
	Customers	Revenue Miles	Revenue Hours	Boardings per Revenue Hour	Customers	Revenue Miles	Revenue Hours	Boardings per Revenue Hour	Customers	Revenue Miles	Revenue Hours	Boardings per Revenue Hour
Connect Transit												
Green	210,598	89,092	9,089	23.17	248,679	81,022	8,250	30.14	-15.3%	10.0%	10.2%	-23.1%
Red	235,990	162,878	15,123	15.60	285,731	162,779	15,108	18.91	-17.4%	0.1%	0.1%	-17.5%
Lime	258,743	192,604	15,562	16.63	284,442	191,821	15,547	18.30	-9.0%	0.4%	0.1%	-9.1%
Aqua	53,879	23,197	1,657	32.52	71,495	29,418	2,087	34.26	-24.6%	-21.1%	-20.6%	-5.1%
Orange	31,866	42,722	3,204	9.95	43,190	52,033	3,941	10.96	-26.2%	-17.9%	-18.7%	-9.3%
Gold	45,543	58,368	4,759	9.57	55,453	57,260	4,754	11.66	-17.9%	1.9%	0.1%	-18.0%
Purple	90,772	90,498	6,189	14.67	117,204	115,839	7,908	14.82	-22.6%	-21.9%	-21.7%	-1.0%
Blue	38,786	36,622	3,204	12.10	50,642	46,482	4,064	12.46	-23.4%	-21.2%	-21.1%	-2.9%
Brown	34,106	45,401	3,966	8.60	47,618	45,448	3,962	12.02	-28.4%	-0.1%	0.1%	-28.4%
Tan	39,400	65,924	5,388	7.31	51,015	65,940	5,379	9.48	-22.8%	0.0%	0.2%	-22.9%
Pink	81,388	57,844	4,236	19.21	103,511	56,923	4,233	24.46	-21.4%	1.6%	0.1%	-21.4%
Yellow	72,551	73,864	5,176	14.02	136,631	81,228	5,667	24.11	-46.9%	-9.1%	-8.7%	-41.9%
Redbird	83,943	63,392	5,900	14.23	393,494	52,291	4,892	80.44	-78.7%	21.2%	20.6%	-82.3%
Silver	57,104	60,647	4,783	11.94	72,144	76,558	6,072	11.88	-20.8%	-20.8%	-21.2%	0.5%
Red Express	24,081	24,108	1,880	12.81	24,426	23,978	1,870	13.06	-1.4%	0.5%	0.5%	-1.9%
Lime Express	25,897	23,098	1,645	15.74	21,255	18,157	1,293	16.44	21.8%	27.2%	27.2%	-4.2%
Total Fixed Route	1,384,645	1,110,261	91,760	15.09	2,006,928	1,157,179	95,024	21.12	-31.0%	-4.1%	-3.4%	-28.6%
Demand Response												
Connect Mobility	42,286	247,029	23,218	2.13	61,350	304,434	26,158	2.56	-31.1%	-18.9%	-11.2%	-16.8%
Medicaid	7,111	-	-		5,514	-	-					
Total Demand Response	49,397	247,029	23,218	2.13	66,864	304,434	26,158	2.56	-26.1%	-18.9%	-11.2%	-16.8%
SYSTEM TOTALS	1,434,042	1,357,290	114,978	12.47	2,073,792	1,461,613	121,182	17.11	-30.8%	-7.1%	-5.1%	-27.1%

Federal Update for Connect Transit
Prepared by Cardinal Infrastructure
June 22, 2021 Board of Trustees Meeting
Prepared June 15, 2021

INVEST Act 2.0

On June 4, 2021, the House Transportation and Infrastructure Committee released its Investing in a New Vision for the Environment and Surface Transportation (INVEST) in America Act. This bill is a five-year, \$547 billion surface transportation proposal, increasing spending levels by 11% to meet the investment goals of the President's American Jobs Plan. The bill was marked up by the Committee and could go to the House floor the week of June 28th.

It is unlikely the Senate Banking Committee (with jurisdiction over the transit title) will meet the ambitious proposal laid out by House Chairman DeFazio (D-OR), and a concrete strategy has yet to unfold on passing the respective bills (whether through regular order or partly through budget reconciliation), reconciling the differences, and getting it to the President's desk for signature. There is still have a long way to go in terms of the legislative drafting and congressional consideration process, as well as a defined "pay-for" for the surface transportation bill, and whether it will be included in a comprehensive infrastructure package.

Amended and new provisions in the bill include, but are not limited to:

- Expands the Innovation Workforce Standards provision to include mobility on demand services in addition to automated vehicle transit.
- Requires regulations be established to "repurpose, recycle, reuse, sell, or lease transit vehicle batteries that are beyond the useful service life of such batteries for the purpose of transit vehicle propulsion and component parts of such batteries."
- Establishes a \$1 billion All Stations Accessibility Program "to assist eligible entities in financing capital projects to upgrade accessibility for persons with disabilities..."
- Establishes the Reconnecting Neighborhoods Program, "to identify, remove, replace, retrofit, or remediate the effects from eligible facilities and restore or improve connectivity, mobility, and access in disadvantaged and underserved communities..."
- Establishes the Reduce Transit Deserts Program "to establish or enhance bus service with headways equal to or shorter than 20 minutes for at least 18 hours per day in neighborhoods lacking such service; or to establish or increase express lane transit service that connects communities to jobs and essential destinations..."
- Establishes set-asides for "low income communit[ies]" and "priority area[s]" under the Zero Emission Bus Grants Program.
- Requires that not less than 12.5 percent of funds under the Zero Emission Bus Grants Program be available for workforce development training.
- Applies apprenticeship utilization requirements on select grant programs.

Senate EPW Reauthorization

The Senate Environment and Public Works (EPW) Committee released and marked up a bipartisan \$303.5 billion (34% above the FAST Act funding level) surface transportation reauthorization bill.

- Increases the Surface Transportation Block Grant (STBG) Transportation Alternatives Program set-aside.
- STBG funding eligibility is amended to include construction of wildlife crossing structures, electric vehicle charging and vehicle-to-grid infrastructure, intelligent transportation technologies, projects that facilitate intermodal connections between emerging transportation technologies, resilience features, etc.

- Expands Congestion Mitigation and Air Quality Improvement Program (CMAQ) activities to include bike-sharing, shared scooter systems, purchase of medium- or heavy-duty zero emission vehicles and related charging equipment.
- Codified and expands the Safe Routes to School Program through 12th grade.
- Allows FHWA discretionary funding greater than \$5 million "to be expended after grant selection but prior to the grant agreement being signed, and for such funds to be credited toward the non-Federal cost share of the project."
- Establishes a Bridge Investment Program "to improve the safety, efficiency, and reliability of the movement of people and freight over bridges."
- Establishes new grant programs for charging and fueling infrastructure "to strategically deploy publicly accessible electric vehicle charging infrastructure, hydrogen fueling infrastructure, propane fueling infrastructure, and natural gas fueling infrastructure along designated alternative fuel corridors or in certain other locations that will be accessible..."
- Establishes a carbon reduction program to reduce transportation emissions; eligible projects include a public transportation project eligible for federal highway assistance, among other projects.
- Establishes a Promoting Resilient Operations for Transformative, Efficient, and Cost-saving Transportation (PROTECT) grant program, comprised of both formula and discretionary funds, to improve the resiliency of transportation infrastructure.
- Establishes the Healthy Streets grant program to improve air quality, reduce impervious surfaces, storm water runoff and flood risks, and heat impacts to infrastructure and road users.
- Establishes the Reconnecting Communities Pilot Program to study the feasibility and impacts of removing, retrofitting, or mitigating an existing transportation facility that create barriers to mobility, access, or economic development, and for construction funds to carry out a project to remove, retrofit or mitigate an eligible facility and, if appropriate, to replace it with a new facility.
- Codifies One Federal Decision; limiting the time required for environmental reviews and authorizations for major infrastructure projects to two years; limits environmental documents to 200 pages unless a review is of unusual scope and complexity.

Senate Commerce reauthorization bill

The Senate Commerce, Science, and Transportation Committee released its bipartisan Surface Transportation Investment Act - the Committee's rail, freight, and safety title of the surface transportation reauthorization bill.

The Act provides \$78 billion over a five-year period, of which, over \$25 billion is dedicated to passenger rail, \$7.5 billion is for rail safety and improvement projects, and \$6 billion for NHTSA's highway safety programs, among other provisions.

Notably, the bill includes:

- \$1.5 billion per year for the Local and Regional Project Assistance Program (i.e., RAISE grant program).
- \$10 billion over five years for a newly created National Infrastructure Project Assistance Program for highway or bridge projects, railway-highway grade separation or elimination projects, and public transportation projects.
- \$1.2 billion per year for the Nationally Significant Freight and Highway Projects Program (i.e., INFRA).
- \$100 million per year for the Strengthening Mobility and Revolutionizing Transportation Grant Program; public transit agencies, MPOS, state and local governments are eligible to conduct demonstration projects focused on advanced smart city or community technologies and systems to improve transportation efficiency and safety.
- Establishes an Electric Vehicle Working Group to provide federal guidance and strategy for the development, adoption, and integration of electric vehicles.
- Requires the revision of the National Travel and Tourism Infrastructure Strategic Plan to consider the impacts of the COVID-19 pandemic.

- Establish the Advanced Research Projects Agency-Infrastructure (ARPA-I) to fund research and development on advanced transportation infrastructure technologies.
- Establishes the Safe Streets and Roads for All Program; MPOs and local governments are eligible for projects that support initiatives to prevent death and serious injury on roads and streets (i.e., “Vision Zero” or “Toward Zero Deaths” initiatives).
- Requires vehicle-to-pedestrian research to ensure bicyclists and other vulnerable road users will be incorporated into the safe deployment of connected vehicle systems.

President’s Budget Request

The President released a \$6 trillion FY 2022 Budget Request to Congress. The request includes the President's \$2.3 trillion American Jobs Plan, \$1.8 trillion American Families Plan, and \$1.5 trillion in discretionary spending.

The U.S. DOT Budget Highlights document states:

"Since Congress is now considering multi-year legislation that would begin in FY 2022, the budget displays flat levels equal to the last year of the FAST Act for simplicity. This is not a policy decision that the next reauthorization should equal FAST ACT levels, but rather a technical presentation to ensure consistency between the American Jobs Plan and the traditional DOT accounts...The \$621 billion in [transportation] investments proposed in the American Jobs Plan represent investments in addition to the base amounts included in the FY 2022 President’s Budget request."

The President's Budget Request includes:

- \$50 million - Integrated Smart Mobility Program; fund up to five pilot projects to support transit agencies in adopting innovative approaches to mobility.
- \$250 million - Zero Emission System Transformation Grants; competitive grants for the purchase of approximately 265 new zero emission buses and associated infrastructure.
- \$15 million - New Mobility Trends Research; undertake demonstration projects to study route optimization strategies to better match demand and supply; integration of public transportation with other non-transit mobility options; first and last mile innovations.
- \$10 million - Research to Accelerate Adoption of Zero Emission Buses; including the analysis of vehicle specifications and development of operational, charging, and related infrastructure requirements.
- \$5 million - Safety Innovations Research: research and demonstration projects to identify, develop, demonstrate, and deploy the systems, processes, and technologies necessary for public transportation to remain the safest mode of transportation per passenger.
- \$2.473 billion - Capital Investment Grants
- \$200 million - Transit Modernization Sprint Program; competitive grants to reduce the transit state-of-good-repair backlog and accelerate equitable economic growth and competitiveness.
- \$50 million - Climate Resilience and Adaptation Program competitive grants to improve the resilience of transit assets to climate related hazards.

Transportation and Housing Hearing

The Senate Banking Committee held a hearing on "21st Century Communities: Expanding Opportunity Through Infrastructure Investments." Witnesses included Transportation Secretary Buttigieg and Housing and Urban Development Secretary Fudge.

In Chairman Brown's (D-OH) opening remarks, he said, "President Biden and I also agree on the need to replace aging transit buses with zero-emissions vehicles made right here in America...We’re going to build new buses and rail cars and homes in America, with American raw materials and American union workers."

Ranking Member Toomey (R-PA), in opening remarks, while referencing COVID relief funding for public transit and later mentioning "efforts to increase wasteful government spending," said, "Democrats tried to justify this spending by saying that transit systems would collapse from declines in ridership and state and local government revenues. But ridership did not drop to zero and has improved."

In Secretary Buttigieg's opening testimony, alongside endorsing transportation investments under the American Jobs Plan, he said, "...transit-oriented development and public transit is such a priority for our department and for me personally."

Secretary Fudge, in opening remarks, said, "HUD and [DOT] are committed to working with one another to help communities build more sustainable infrastructure—and expand access to both affordable housing and affordable options for transportation."

Senator Moran (R-KS) asked Secretary Buttigieg about renewable natural gas vehicles being competitive under discretionary grant programs, particularly the Low or No Emission Vehicle grant program. Moran asked the Secretary to permit agencies to consider the "cleanest available vehicles that suit the needs of the fleet and the public transit infrastructure." Secretary said with a program "designed to minimize emissions, a vehicle with zero tailpipe emissions will typically be more competitive."

Senator Cortez Masto (D-NV) discussed her Moving and Fostering Innovation to Revolutionize Smarter Transportation (Moving FIRST) Act and the importance of "embracing advanced technologies for cities," as well as the Better Planning and Land-Use for Accessible Neighborhoods (PLAN) Act to "create more affordable housing and better integrate transportation."

Senator Smith (D-MN) discussed the importance of infrastructure investment benefits reaching lower income or disadvantaged communities. Secretary Buttigieg responded by referencing strong labor agreements and local hiring preferences.

Senate Finance Hearing

The Senate Finance Committee held a hearing on "Funding and Financing Options to Bolster American Infrastructure." Witnesses included:

- Joseph Kile, Director of Microeconomic Analysis, Congressional Budget Office
- Victoria Sheehan, President, American Association of State Highway and Transportation Officials
- Shirley Bloomfield, CEO of NTCA - The Rural Broadband Association
- Heather Buch, Chair, National Association of Counties (NACo) Transportation Steering Committee

Chairman Wyden (D-OR) promoted "mega-corporations" paying to support the infrastructure proposal and leveraging private sector participation and spoke against leaning on user-fees to pay for infrastructure.

Ranking Member Crapo (R-ID) was clear in his opening statement on where Republicans stand on paying for the infrastructure bill, saying, "Consideration of offsetting the cost of infrastructure with a corporate tax rate increase... is counterproductive and a non-starter on my side of the aisle." He further endorsed utilizing user-fees, including for electric vehicles (EVs), as well as public-private partnerships and financing tools to pay for the infrastructure bill.

AASHTO's Victoria Sheehan said, "Financing mechanisms can supplement, but not replace direct federal funding." To pay for surface transportation reauthorization, Sheehan noted AASHTO's endorsement of motor fuel tax increase and indexing; freight-based user fee; per barrel oil fee; and mileage-based user fee or vehicle miles traveled.

Senator Stabenow (D-MI) noted that EVs are only 2% of vehicles sold today, and a fee on EVs would only cover 1.6% of the Highway Trust Fund (HTF) shortfall. Senator Stabenow said that fees on EVs are not a solution over the next five-years, at least, and to make sure "large corporate users of roads and highways are paying their fair share."

Senator Brown, Chairman of the Senate Banking Committee, asked NACo about what Congress can do to make public transit and housing investments work together. Buch noted that housing can be paired with transit by pursuing transit-oriented development with housing agencies, as well as partnership outreach to local financial institutions to support home conversions and additional housing units.

Senator Warner (D-VA) discussed the Reinventing Economic Partnerships and Infrastructure Redevelopment Act (REPAIR) Act which would "establish a fiscally responsible Infrastructure Financing Authority to complement existing infrastructure funding through loans and loan guarantees."

Senator Cornyn (R-TX) discussed imposing a mileage-based fee on heavy trucks to help raise money for the HTF but said that a corporate tax increase or gas tax increase are "nonstarters."

Senator Cantwell (D-WA), Chair of the Senate Commerce Committee, discussed the issue of sustainable funding for the HTF - noting support of the Chamber of Commerce and others on increased user fees. Buch mentioned that counties are concerned about the insolvency of the HTF and encouraged Congress to find a sustainable funding source.

U.S. DOT Personnel

Nuria Fernandez was confirmed by the Senate to serve as the Federal Transit Administrator.



GOVERNOR'S HIGHLIGHTS:

New Laws: Governor Pritzker signed the Budget implementation Act -- [SB 2017](#) (Harmon/Harris) which includes the statutory language necessary to implement the budget.

Governor Pritzker signed [HB 3922](#) (Ford/Lightford) which designates Juneteenth as an official state holiday. The Governor's press release is [here](#). In honor of Juneteenth, Governor Pritzker closed all state offices on Friday, June 18th.

Governor Pritzker also signed the omnibus election bill, [SB 825](#) (Harmon/West). The bill makes several changes including moving the primary election to June 28, 2022. Other key provisions in the bill include:

- Setting petition circulation to begin January 13.
- Establishing the petition filing period to be March 7 - 14
- Directing that vote by mail ballots be available beginning March 30, with early voting to begin May 19.
- Making curbside voting permanent
- Allowing voters to be put on a list of individuals who wish to permanently vote by mail.
- Changing the process to fill a legislative vacancy so as to make the process more open to the public.
- Allowing county sheriffs to set up ballot booths at county jails.
- Creating a pilot program to allow election authorities to establish at least one location for anyone in the county or municipality to vote on election day.
- Establishing a process to allow the appointment of transgender persons to the Democratic State Central Committee
- Permitting elected officials to use campaign funds for vehicle-related expenditures, provided they are for primarily campaign of governmental duties.
- Preventing units of local government from adopting measures that require General Assembly members to resign their offices in order to be eligible to win an office in the unit of local government.

Executive Orders: [Executive Order 2021-13](#) extends the moratorium on evictions.

[Executive Order 2021-12](#) enacts Phase 5 of the Governor's restore Illinois plan which transitions to a reopening in Illinois.

Deputy Governor: Andy Manar will replace Dan Hynes as Deputy Governor for Budget and Economy.

COVID Update: With new COVID infections continuing to decrease, the Illinois Department of Public Health announced it will now offer detailed COVID data every Friday instead of releasing data daily. Illinois' case positivity rate remains below 1%.

Governor Pritzker announced a new \$10 million 'All In for the Win' promotion that will reward vaccinated Illinoisans by automatically entering them into a series of cash and scholarship lotteries with prizes up to \$1 million. All In for the Win offers \$7 million in cash prizes to vaccinated adults, ranging from \$100,000 to \$1 million, and \$3 million in scholarship awards to vaccinated youth, held in Bright Start 529 College Savings Plan. Residents who received at least one dose of the COVID-19 vaccine in Illinois are automatically entered into the lotteries. After each draw, IDPH will reach out to the winners to ask for authorization to share their name and contact information with the Illinois Lottery.

ILLINOIS GENERAL ASSEMBLY:

The Illinois General Assembly reconvened this week in a special session. The Senate was in session on Tuesday; the House was in session on Wednesday. The Senate adjourned to the call of the President. The House adjourned to the call of the Speaker. Both chambers could return to session if and when a deal is reached on omnibus clean energy legislation.

Faced with the challenge of getting members back to Springfield for a one-day session, the House made a temporary rule change to allow for remote voting for items pending before the full House. The Senate changed its operating rules to allow for remote voting in January.

Both chambers reconvened primarily to consider clean energy legislation -- although an omnibus energy bill was not actually considered this week in either chamber. While an agreement appeared on track last week, it was sidelined as session grew near. Senator Cunningham testified before the Senate Energy and Public Utilities Committee that there is currently an agreement on a wide number of items including subsidies for Exelon; a new rate making system; the state's investment in renewable energy (including equity provisions and labor standards); and ethics provisions. At present, there are two competing draft proposals -- one supported by the Governor and the environmental community, and another supported by the labor community. At this time, the work of the legislative working group has stalled as a result of this impasse.

While energy legislation was off the table this week, the General Assembly did approve a handful of other items. Most importantly, both chambers approved clean up language to address drafting errors with the effective date provisions of the budget bill passed at the end of session. The Governor issued an amendatory veto to the budget bill [SB 2800](#) (Harmon/Welch) to fix the drafting errors. The House and Senate approved the amendatory veto, thus allowing to take effect as intended the provisions of the operating budget, capital budget, and FY 21 supplemental.

The House concurred with the Senate's amendments to [HB 562](#) (Hoffman/Koehler). The measure is an initiative of the Illinois State Police designed to modernize the FOID card process, make reforms to address the backlog in FOID and concealed card processing, and address perceived "loopholes" regarding the transfer of firearms. The bill does not include mandatory fingerprinting, but individuals who submit to voluntary fingerprinting will have the ability to get a non-expiring FOID card. HB 562 now heads to the Governor's desk.

Both chambers approved [HB 1738](#) (Walsh/Hastings) which is a telecommunication sunset correction. The bill, as amended, fixes a drafting error in the telecom bill regarding the continuation of the Small Wireless Facilities Deployment Act. HB 1738 now heads to the Governor's desk.

The Illinois House concurred with the Senate's amendments to [HB 1092](#) (Wang Stoneback/Gillespie). As amended, the bill makes changes to the Firearms Restraining Order (FRO), not only directing the Illinois Department of Public Health to promote public awareness of the FRO but also: creating a Commission on Implementing the FRO Act; requiring the Illinois Law Enforcement Training Standards Board to create and conduct an officer training on the FRO; clarifying which family members can request a FRO; and identifying the jurisdiction in which a petition for a FRO can be filed. HB 1092 now heads to the Governor's desk.

The Illinois House approved a bill, [HB 2908](#) (Ramirez/Martwick), to provide for a transition to a fully elected 21-member Chicago School Board by the year 2026. Representative Ramirez noted she will be filing a trailer bill to address outstanding issues. She also filed a motion to reconsider the vote shortly after the bill's passage -- placing a procedural hold on the bill. Once that motion is removed, the bill will head to the Governor's desk.

The House approved [HB 2643](#) (Hoffman/Holmes), as amended, which represents an agreement by business and labor groups along with IDES, to fix the state's unemployment system. The bill rolls five provisions into one bill. Note that the bill makes several administrative changes to IDES including allowing IDES to talk with legislative offices and requiring IDES to report certain information to the Illinois Department of Revenue with respect to fraudulent claims. The bill also temporarily extends benefits to certain non-instructional educational staff until such time as federal benefits end.

Tiffany Moy is the new Chief of Staff for the Office of the Speaker. Moy has served as the Issues Development Director since January and was the unit's Deputy Director prior to that.

COMING UP:

The fall veto session is scheduled for October 19-21 and October 26-28.



Will Cousineau
Principal

wcousineau@cgagroup.com
(217) 836-9991



Julia Larkin
Vice President

jlarkin@cgagroup.com
(309) 530-5501



Mandy Drendel
Vice President

mdrendel@cgagroup.com
(312) 415-9743



Bill Smith
Senior Consultant

wsmith@cgagroup.com
(773) 851-0002



Lauren Schreck
Associate

lschreck@cgagroup.com
(217) 299-9347



MEMO

DATE: June 22, 2021

TO: Board of Trustees

FROM: Brady Lange, Maintenance Manager / Procurement

CC: Mark Peterson, Interim General Manager

SUBJECT: Recommendation to Award Contract for Improvements of Fifty-One (51) Bloomington Bus Stops / FY 2021 - Better Bus Stops Campaign

Recommendation:

Authorize the Interim General Manager to award a contract to JG Stewart for construction of fifty-one (51) bus stop improvements in the Better Bus Stops Campaign. These improvements include installation of concrete pads for eighteen (18) Simme-Seat benches.

Background:

Connect Transit's Better Bus Stops Campaign has a goal to improve all existing bus stops by 2024. Connect Transit's efforts have improved over one-hundred bus stops throughout the City of Bloomington and the Town of Normal thus far. Connect Transit is currently in the process of designing over 100 bus stop improvements that will be planned for construction in the fall of 2021 and the spring of 2022.

Discussion:

On May 20, 2021, Connect Transit released an Invitation for Bid for the construction of fifty-one (51) bus stop improvements. Three (3) bids were received from JG Stewart, Knapp Concrete and Stark Excavating. JG Stewart provided the lowest bid for these services as detailed in the summary table below. JG Stewart has a long-standing history in Bloomington-Normal and has completed many other similar projects in our communities as well as previous bus stop improvement projects for Connect Transit.

Bidder	Total Price
JG Stewart	\$206,090.00
Knapp Concrete	\$215,521.42
Stark Excavating	\$269,095.00



Financial Impact:

The cost for construction of the fifty-one (51) proposed bus stop improvements in the City of Bloomington will be \$206,090. Funding for these improvements will be made available by the IDOT Rebuild Illinois Capital Grant and IDOT DOAP Debt Service.